



Jefferson County Communications Center Authority  
JEFFCOM911

February 2026  
Monthly Report



# Table of Contents

JEFFCOM – Law.....	3
JEFFCOM – Fire.....	4
Service Level Agreement.....	5
Service Level Agreement and Volume Trends.....	6
Call Volume/Agency Specific Inquiries.....	7
PowerEngage Survey Results.....	8
West Metro Fire.....	9
Arvada Fire.....	10
Golden Fire.....	11
Pleasant View Fire.....	12
Golden Gate Fire.....	13
Evergreen Fire.....	14
Inter-Canyon Fire.....	15
Indian Hills Fire.....	16
Elk Creek Fire.....	17
North Fork Fire.....	18
Highland Rescue.....	19
Genesee Fire.....	20

Foothills Fire.....	21
Clear Creek Fire.....	22
Clear Creek EMS .....	23
Jeffco Sheriff.....	24
Lakewood PD.....	25
Wheat Ridge PD.....	26
Arvada PD.....	27
Golden PD.....	28
Lakeside PD.....	29
Mountain View PD.....	30
Edgewater PD.....	31
Colorado School of Mines PD.....	32
Morrison PD.....	33
Clear Creek Sheriff.....	34
Idaho Springs PD.....	35
Georgetown PD.....	36
Empire PD.....	37

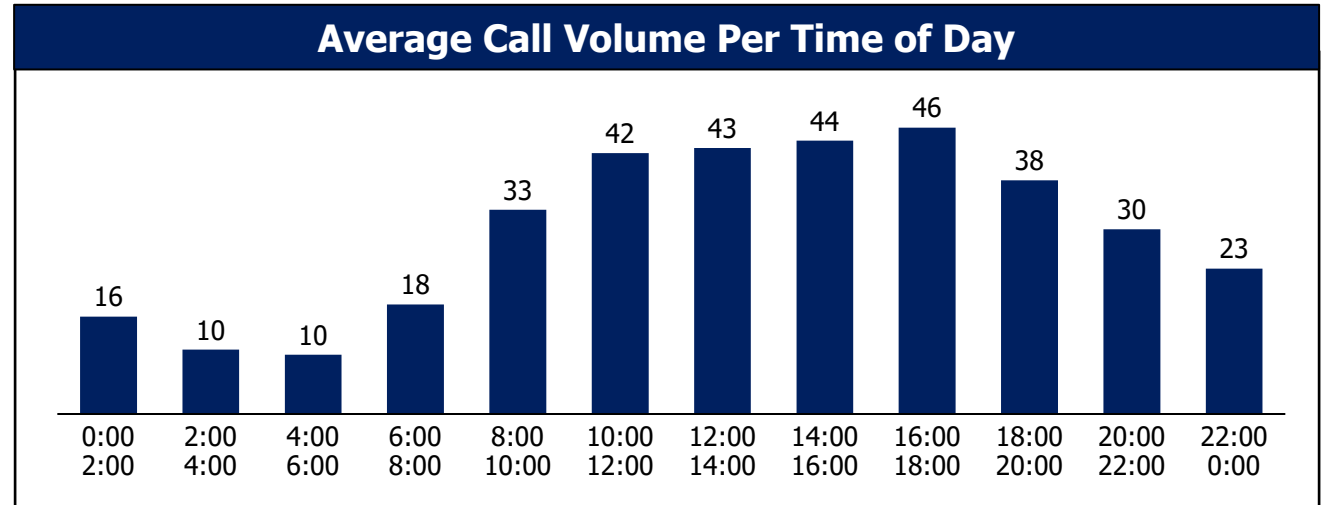


# Law Stats

Calls Received, Processed, and Dispatched



Agency	February Calls	% Total	6 Month Trend
Lakewood PD	3,914	26.1%	
Arvada PD	2,033	13.6%	
Jeffco Sheriff	1,996	13.3%	
Wheat Ridge PD	974	6.5%	
Golden PD	363	2.4%	
Edgewater PD	209	1.4%	
Clear Creek Sheriff	141	0.9%	
Idaho Springs PD	94	0.6%	
Georgetown PD*	31	0.2%	
Morrison PD**	30	0.2%	
CSM PD	27	0.2%	
Lakeside PD	25	0.2%	
Mountain View PD	16	0.1%	
Empire PD	6	0.0%	
<b>Total</b>	<b>9,859</b>	<b>65.8%</b>	



### Total CAD Dispatched Calls by Day of Week

Day of Week	Priority							Total	% of Calls Per Day
	0	1	2	3	4	5	6		
Sunday	1	173	410	462	58	169	49	1,322	13.4%
Monday	1	144	406	450	79	313	60	1,453	14.7%
Tuesday	0	124	390	476	79	252	59	1,380	14.0%
Wednesday	2	129	403	471	81	297	56	1,439	14.6%
Thursday	1	117	394	489	77	301	55	1,434	14.5%
Friday	2	148	415	488	103	287	58	1,501	15.2%
Saturday	3	156	397	448	72	194	60	1,330	13.5%
<b>Total</b>	<b>10</b>	<b>991</b>	<b>2,815</b>	<b>3,284</b>	<b>549</b>	<b>1,813</b>	<b>397</b>	<b>9,859</b>	

Notes: Call received, processed, and dispatched by Jeffcom. Self-initiated activity removed.

\*Clear Creek Sheriff's Office is currently responding to Georgetown calls as of October 2024. \*\*Jefferson County Sheriff's Office is responding to Morrison calls as of January 2025.

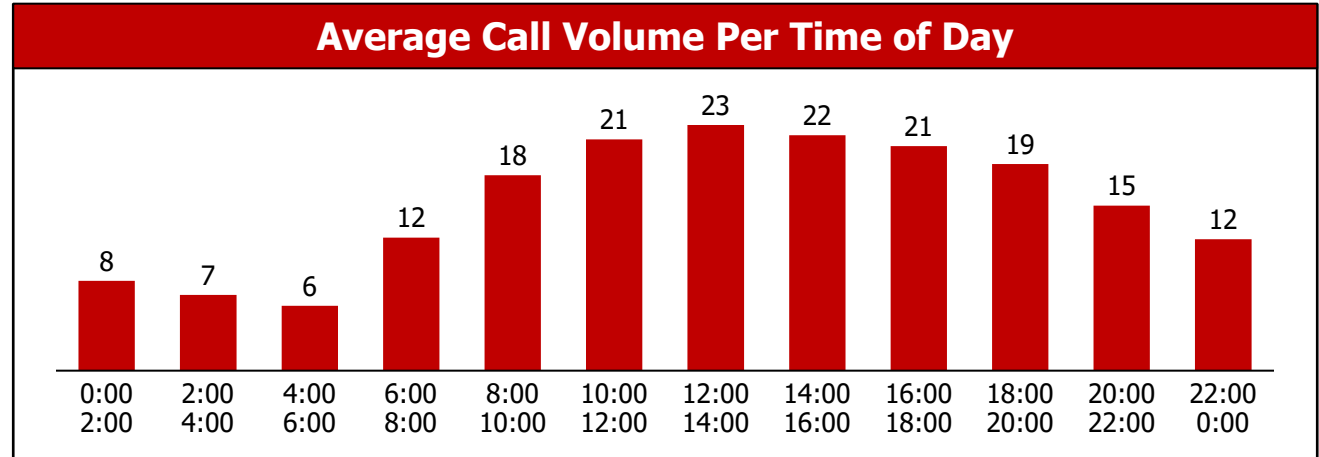


# Fire Stats

Calls Received, Processed, and Dispatched



Agency	February Calls	% of Total	6 Month Trend
West Metro Fire	2,868	19.1%	
Arvada Fire	1,302	8.7%	
Golden Fire	223	1.5%	
Evergreen Fire	178	1.2%	
Clear Creek Fire	130	0.9%	
Clear Creek EMS	128	0.9%	
Elk Creek Fire	88	0.6%	
Highland Rescue	54	0.4%	
Foothills Fire	39	0.3%	
Pleasant View Fire	34	0.2%	
Inter Canyon Fire	34	0.2%	
Indian Hills Fire	17	0.1%	
Genesee Fire	11	0.1%	
North Fork Fire	11	0.1%	
Golden Gate Fire	8	0.1%	
<b>Total</b>	<b>5,125</b>	<b>34.2%</b>	



### Total CAD Dispatched Calls by Day of Week

Day of Week	Priority						Total	% of Calls Per Day
	1	2	3	4	5	6		
Sunday	13	402	269	12	0	2	698	13.6%
Monday	11	429	251	5	0	1	697	13.6%
Tuesday	15	431	279	8	0	2	735	14.3%
Wednesday	20	480	242	8	0	4	754	14.7%
Thursday	16	429	302	6	0	3	756	14.8%
Friday	17	478	285	5	0	3	788	15.4%
Saturday	11	421	256	6	0	3	697	13.6%
<b>Total</b>	<b>103</b>	<b>3,070</b>	<b>1,884</b>	<b>50</b>	<b>0</b>	<b>18</b>	<b>5,125</b>	

Notes: Call received, processed, and dispatched by Jeffcom. Self-initiated activity removed.



# Service Level Agreement

## Call Processing



Process	SLA	Result	Target
Call Answering and Processing	90% of 911 calls answered within 15 seconds	94.7%	95% of 911 calls answered within 15 Seconds
	99% of 911 calls answered within 40 seconds	95.3%	99% of 911 calls answered within 40 Seconds
	90% of Priority 1 and 2 calls processed within 60 seconds	56.3%	90% of 911 calls processed within 60 Seconds
	(Included as a reference only)	91.6%	95% of 911 calls processed within 106 Seconds
Quality Assurance Scores	EMD; Target average of 75%	92.3%	Target average of 95% with a minimum of 80%
	EFD; Target average of 75%	94.1%	Target average of 95% with a minimum of 80%
	LAW; Target average of 75%	80.8%	Target average of 95% with a minimum of 80%

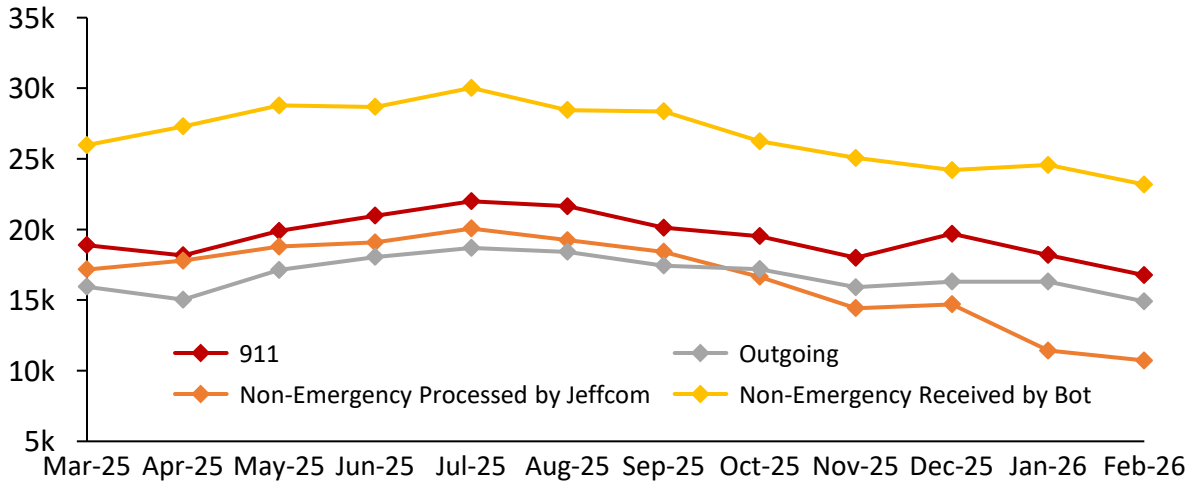
Analysis
<p><b>Analysis: Call Answering Time</b>            The new non-emergency AI call-bot continues to dramatically decrease the number of calls that reach Jeffcom personnel on the floor (-30% year on year), which allows callers to more quickly answer incoming 911 calls. This, in conjunction with the increased the number of call takers staffed during peak hours and the continued dedication of the operations team, has allowed Jeffcom to meet the 15 second answering metric for the fifth consecutive month.</p> <p><b>Root Cause: Call Processing Time</b>            Jeffcom has analyzed and concluded that the call processing goal of 60 seconds is not feasible due to the amount of time it takes to double-verify the address and phone number of wireless callers.</p> <p><b>Remediation: Call Processing Time</b>            The team continues to analyze different operational methods in which processing times can be reduced to improve the metric goal. Currently, the 90th percentile is 01:41 minutes to process a wireless call from when the ANI/ALI is populated to Dispatcher queue.</p>



# Service Level Agreement and Volume Trends



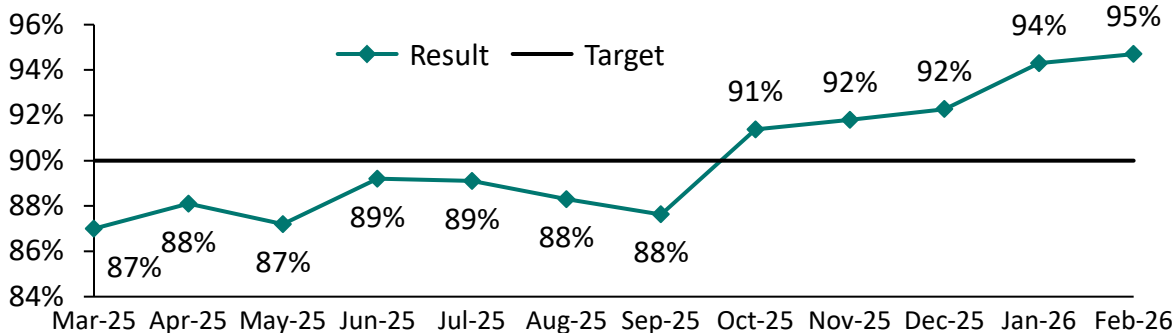
## Call Volumes



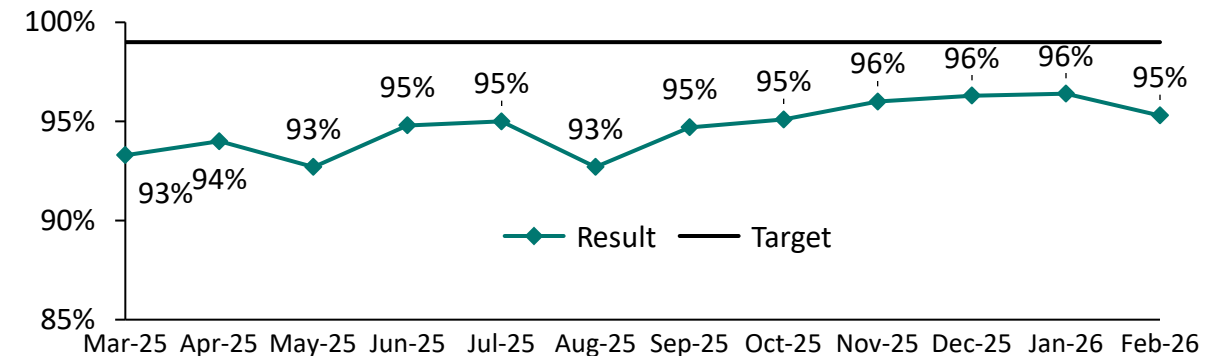
## Trend Table

Average Daily Calls	Feb-26	Jan-26	Feb-25	Δ Last Month (per day)	Δ Last Year (per day)
Outgoing	532	526	483	↑ 1%	↑ 10%
Incoming - <b>Admin</b> to Bot	828	793	826	↑ 4%	↑ 0%
Incoming - <b>Admin</b> to Jeffcom	383	369	550	↑ 4%	↓ -30%
Incoming - <b>911</b>	599	587	595	↑ 2%	↑ 1%
911 calls answered within 15 seconds	94.7%	94.3%	86.4%	↑ 0.4%	↑ 8.3%
911 calls answered within 40 seconds	95.3%	96.4%	93.4%	↓ -1.1%	↑ 1.9%

## 911 Calls Answered within 15 Seconds



## 911 Calls Answered within 40 seconds



New administrative call-bot was deployed mid-December 2025, reducing non-emergency calls manually processed by Jeffcom.



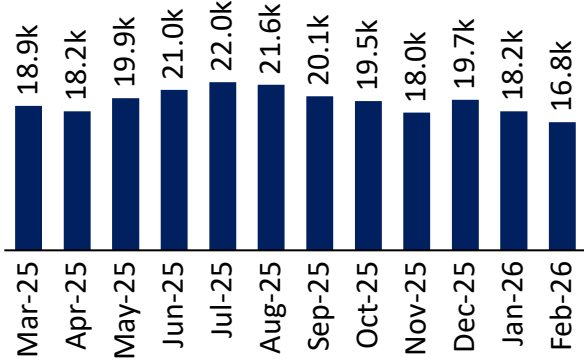
# Call Volume/Agency Specific Inquiries



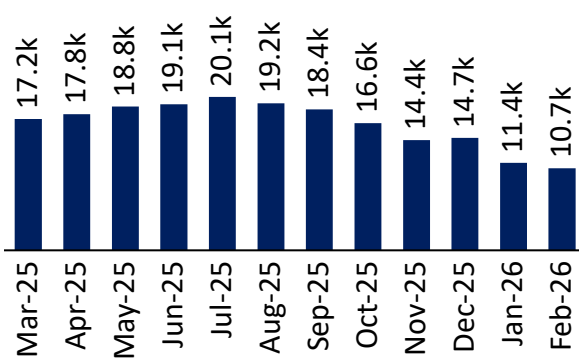
JEFFCOM

## 12 Month Trends

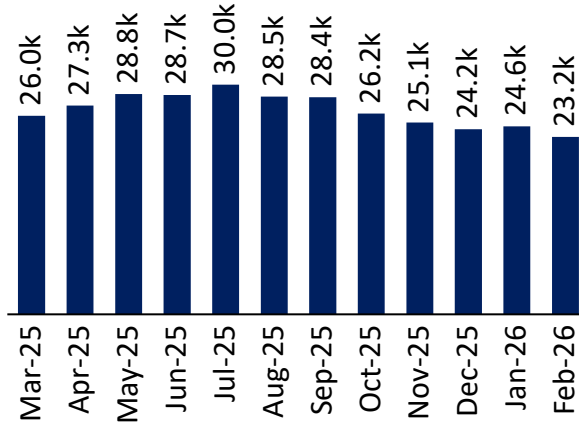
Emergency Calls



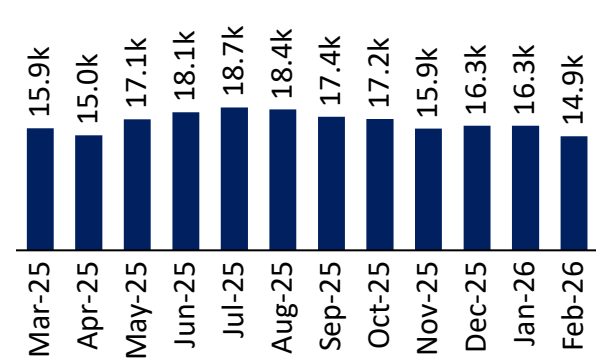
Non-Emergency Calls Processed by Jeffcom



Non-Emergency Calls Received by Bot



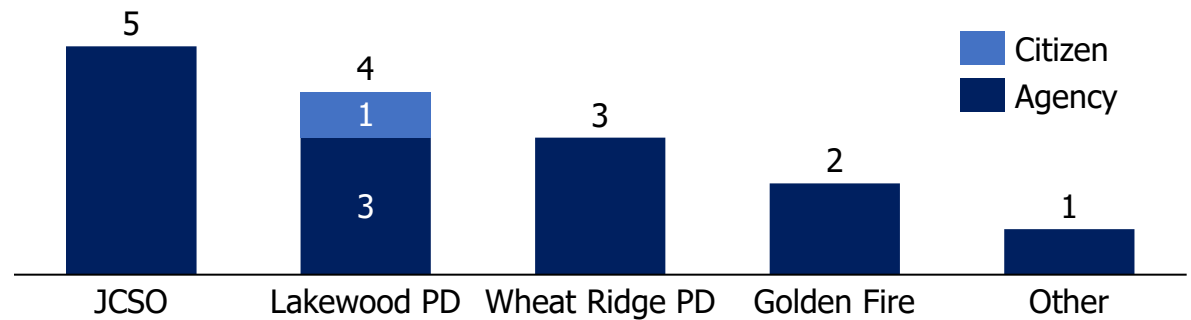
Outgoing Calls



## Call Volume

Line	Calls	Notes
Outgoing	14,909	1% Increase from January
Incoming - <b>Admin</b> to Bot	23,187	4% Increase from January
Incoming - <b>Admin</b> to Jeffcom	10,726	4% Increase from January
Incoming - <b>911</b>	16,764	2% Increase from January
<b>Total Incoming to Jeffcom</b>	<b>27,490</b>	<b>3% Increase per day from January</b>

## February Inquiries






# PowerEngage Survey Results

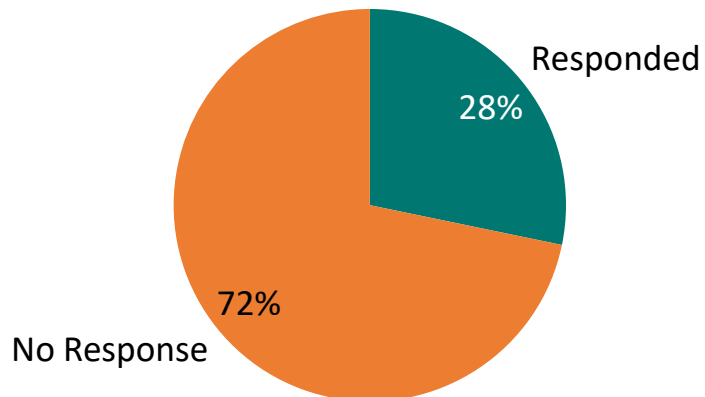


JEFFCOM

## Citizen Positive Satisfaction Score (CPSS)



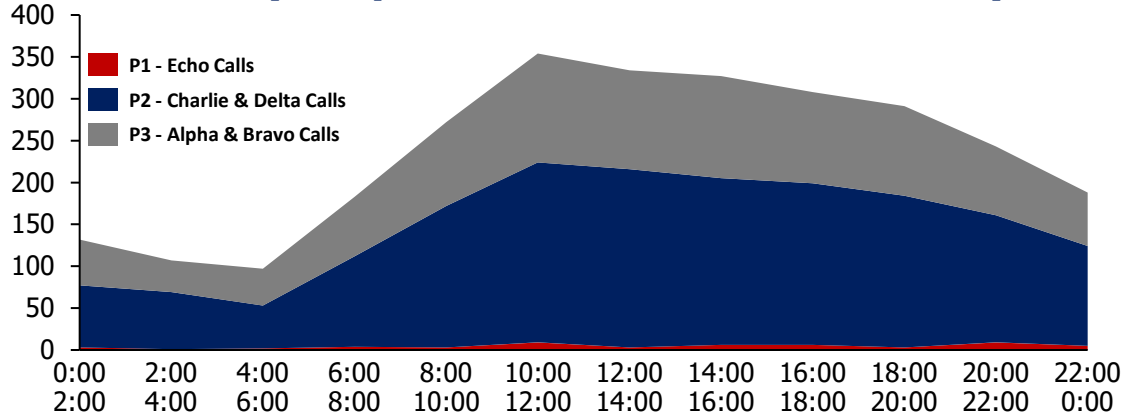
## Survey Response Rate



## Survey Responses

- The women on the phone was polite and compassionate, even when I used a few choice words she understood my frustration and anger was not towards her. She was calming and very thorough
- She was very nice and made sure to explain everything and all the details that she needed
- The 911 Call taker was very articulate very precise gave me enough time to kind of figure out where I was. It was a little confusing for a moment, but she was just outstanding top-notch.
- They were very kind, understanding, and helpful. This call made me less nervous to call 911 in the future! Thank you so much.
- Clear, kind voice, understandable, concise. Thank you.
- She was very calm, which kept me calm

## Priority Dispatched Calls Per Time of Day

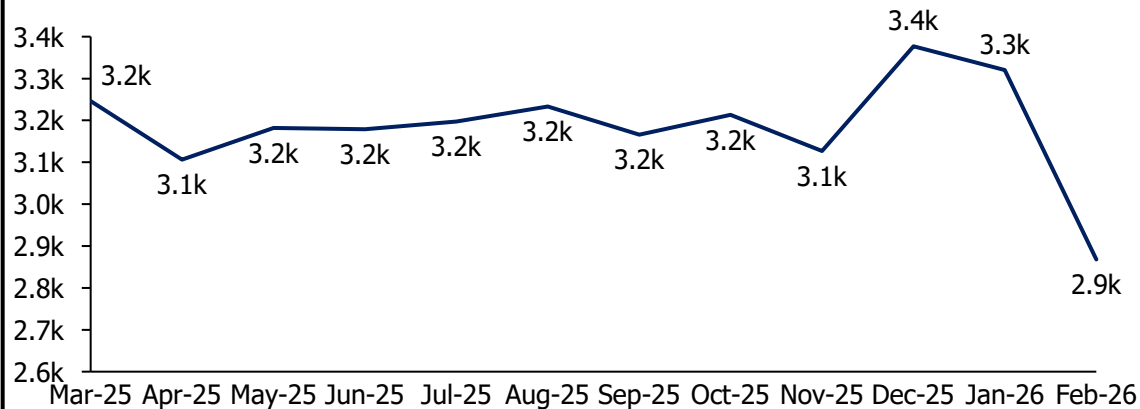


## Daily Priority Call Volume and Entry to Assignment

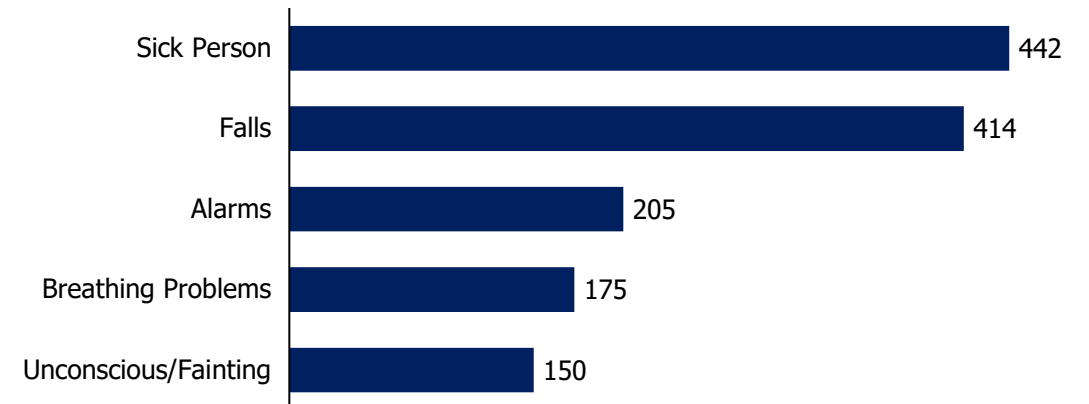
Day of Week	P1	P2	P3	Total	Average
Sunday	7	232	137	376	94
Monday	6	253	138	397	99
Tuesday	8	248	146	402	101
Wednesday	7	267	146	420	105
Thursday	7	238	187	432	108
Friday	14	271	154	439	110
Saturday	5	233	132	370	93
<b>Assignment &lt;1 min</b>	<b>100%</b>	<b>96%</b>			

Notes: Call received, processed, and dispatched by Jeffcom. Self-initiated activity removed.

## Monthly Call Volume



## Top Five Problem Natures

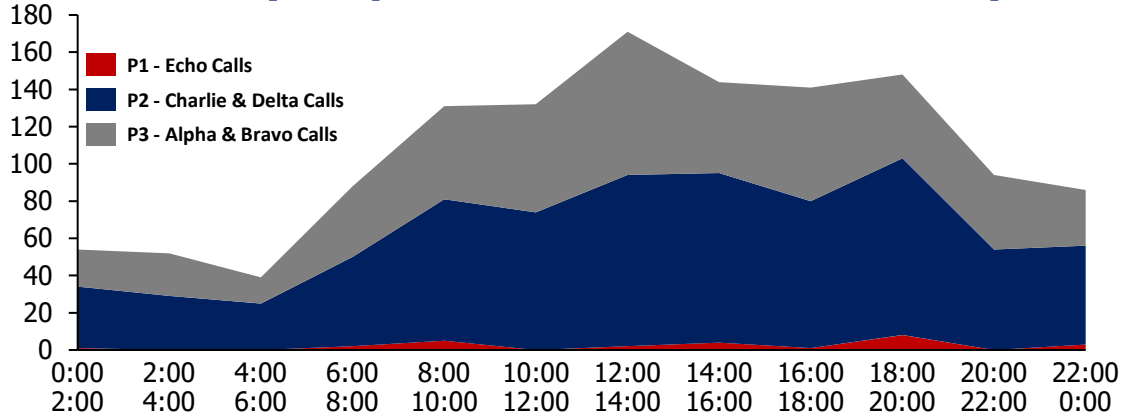




# Arvada Fire



## Priority Dispatched Calls Per Time of Day



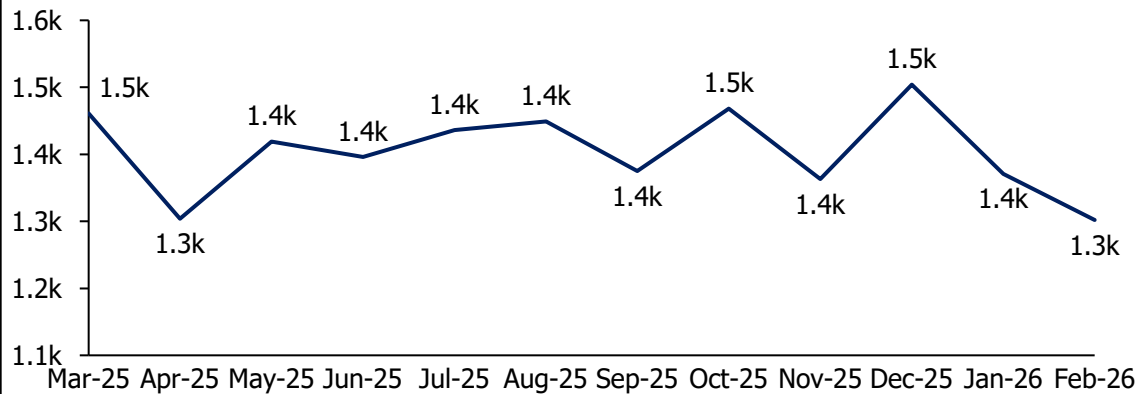
## Daily Priority Call Volume and Entry to Assignment

Day of Week	P1	P2	P3	Total	Average
Sunday	4	92	79	175	44
Monday	2	106	71	179	45
Tuesday	5	116	75	196	49
Wednesday	5	115	60	180	45
Thursday	3	111	65	179	45
Friday	2	112	69	183	46
Saturday	5	97	86	188	47

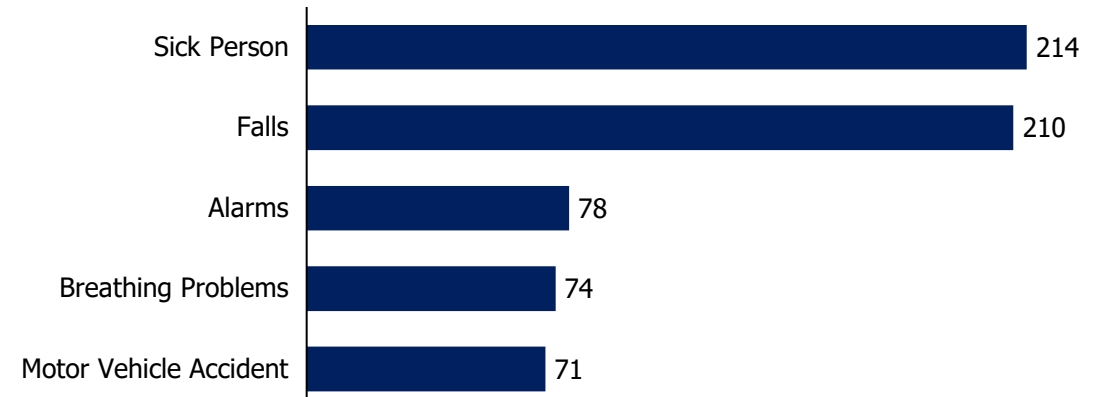
**Assignment <1 min 88% 95%**

Notes: Call received, processed, and dispatched by Jeffcom. Self-initiated activity removed.

## Monthly Call Volume



## Top Five Problem Natures

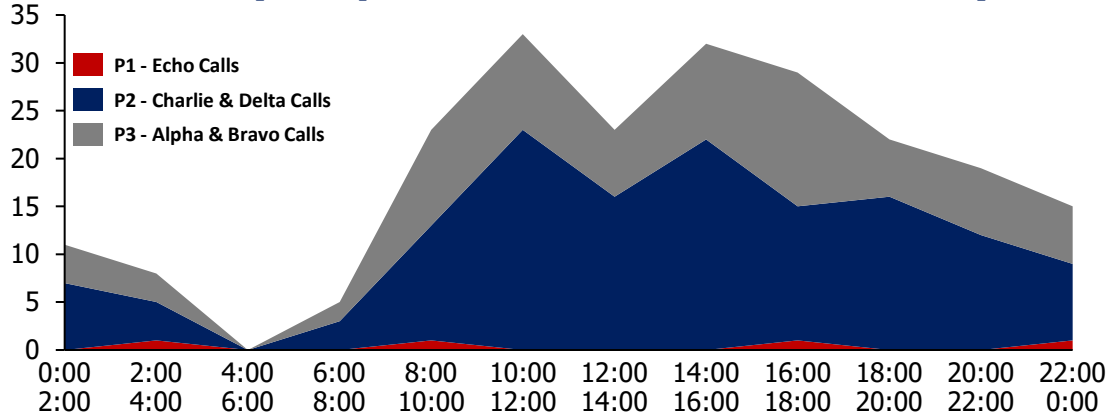




# Golden Fire



## Priority Dispatched Calls Per Time of Day



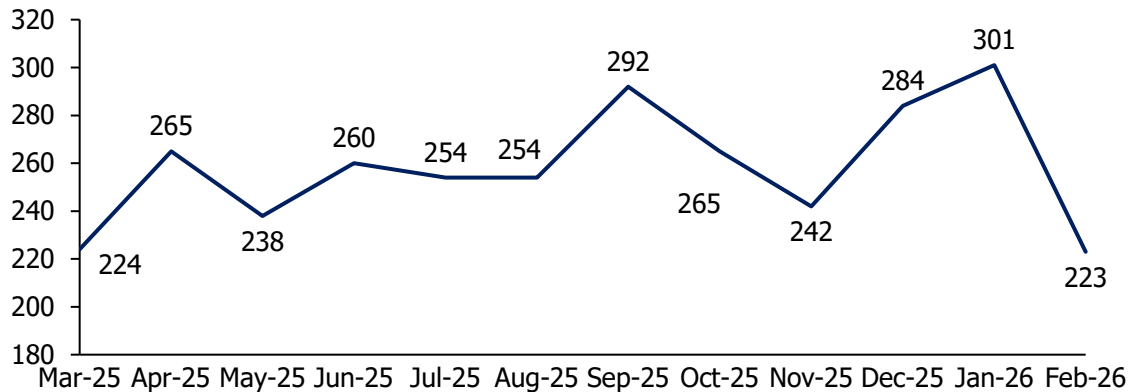
## Daily Priority Call Volume and Entry to Assignment

Day of Week	P1	P2	P3	Total	Average
Sunday	0	15	12	27	7
Monday	0	21	16	37	9
Tuesday	1	20	11	32	8
Wednesday	1	20	7	28	7
Thursday	1	21	11	33	8
Friday	0	19	14	33	8
Saturday	1	21	8	30	8

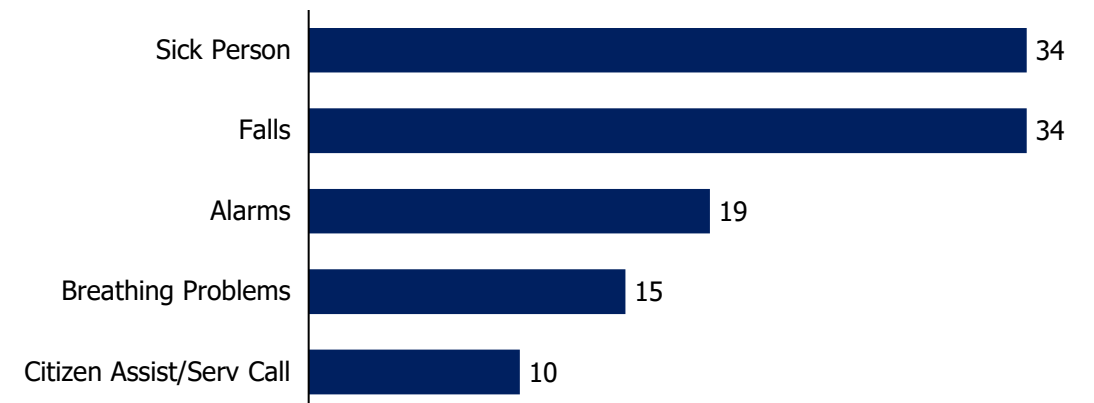
**Assignment <1 min** 75% 82%

Notes: Call received, processed, and dispatched by Jeffcom. Self-initiated activity removed.

## Monthly Call Volume



## Top Five Problem Natures

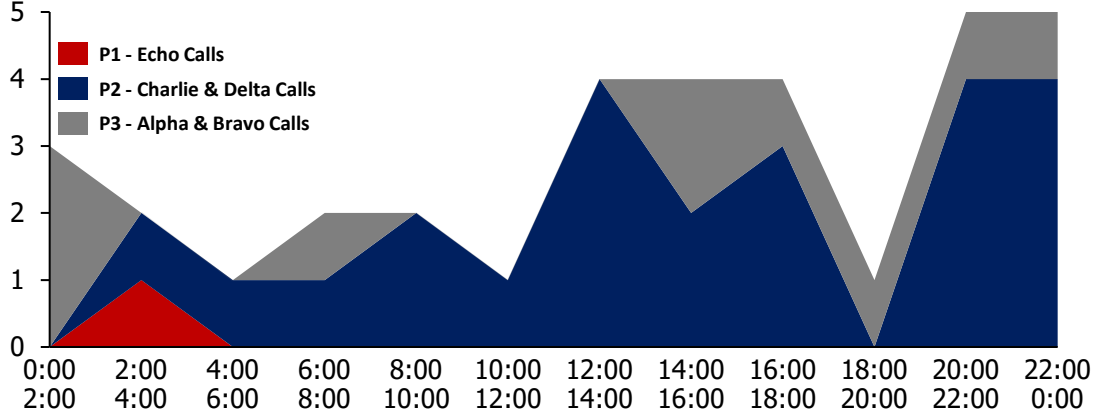




# Pleasant View Fire



## Priority Dispatched Calls Per Time of Day

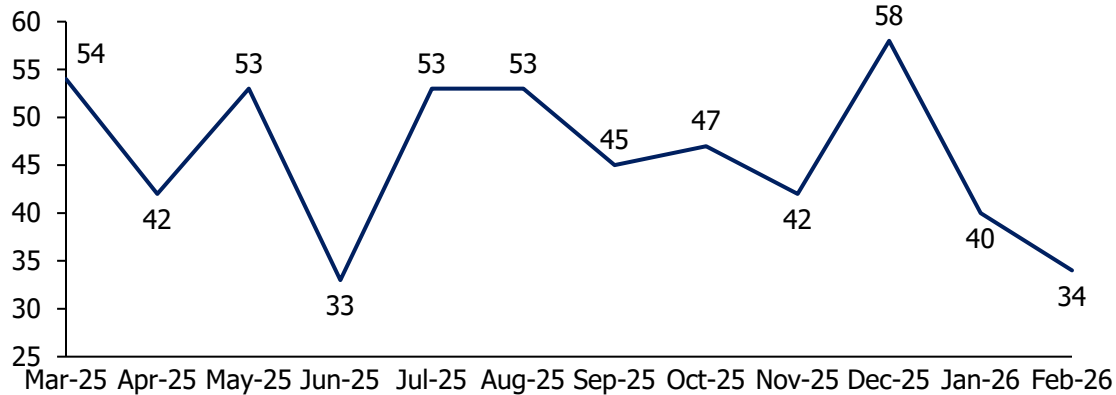


## Daily Priority Call Volume and Entry to Assignment

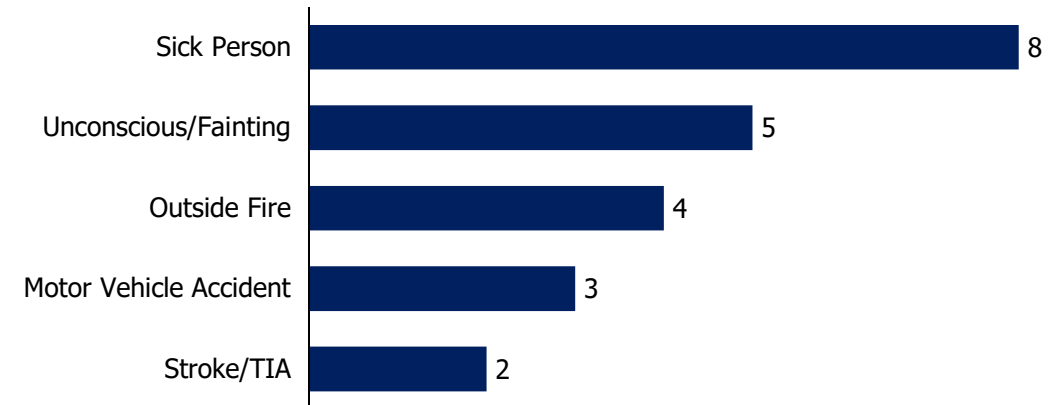
Day of Week	P1	P2	P3	Total	Average
Sunday	0	2	0	2	1
Monday	0	3	2	5	1
Tuesday	0	3	2	5	1
Wednesday	0	6	2	8	2
Thursday	1	4	1	6	2
Friday	0	2	3	5	1
Saturday	0	3	0	3	1
<b>Assignment &lt;1 min</b>	<b>100%</b>	<b>91%</b>			

Notes: Call received, processed, and dispatched by Jeffcom. Self-initiated activity removed.

## Monthly Call Volume



## Top Five Problem Natures

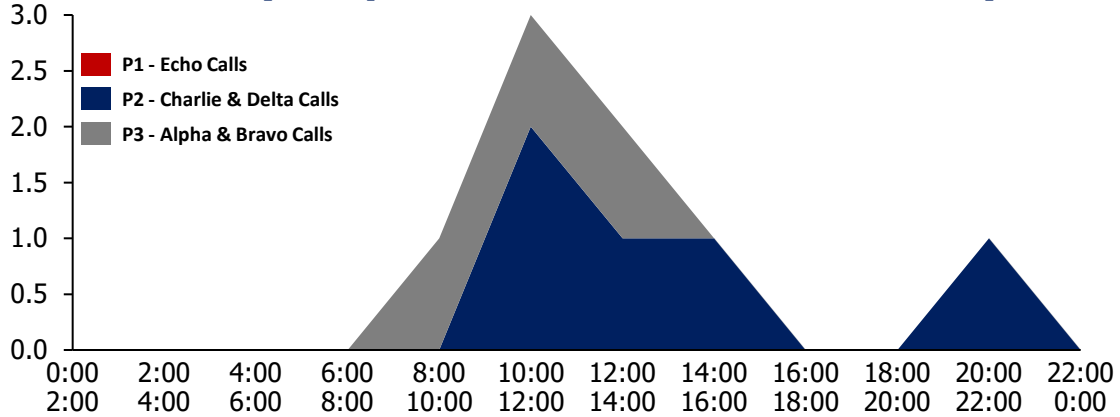




# Golden Gate Fire



## Priority Dispatched Calls Per Time of Day



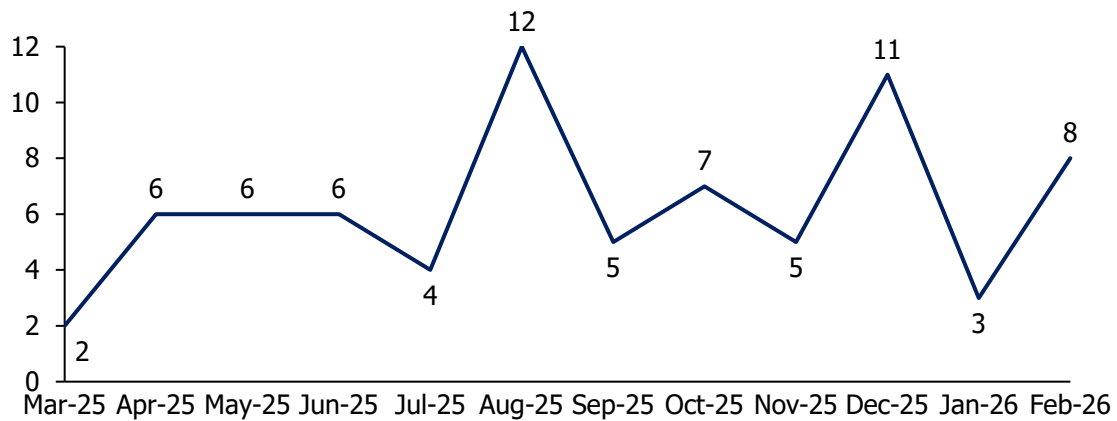
## Daily Priority Call Volume and Entry to Assignment

Day of Week	P1	P2	P3	Total	Average
Sunday	0	1	1	2	1
Monday	0	0	0	0	0
Tuesday	0	1	0	1	0
Wednesday	0	1	0	1	0
Thursday	0	2	1	3	1
Friday	0	0	1	1	0
Saturday	0	0	0	0	0

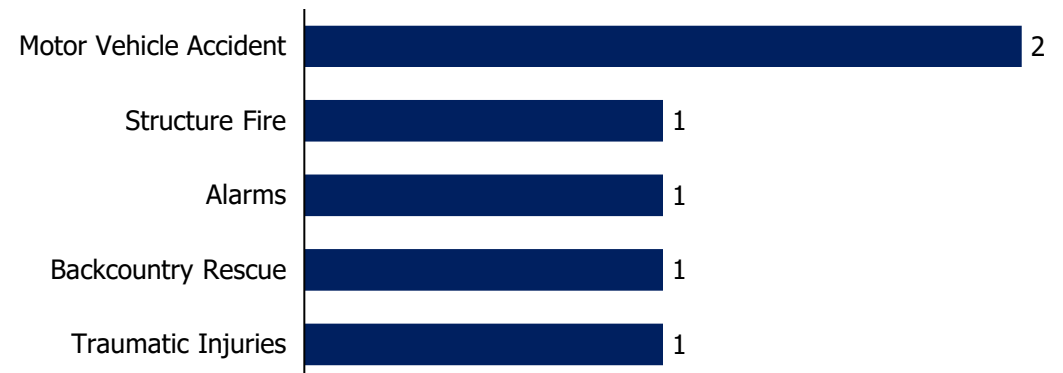
**Assignment <1 min**    **N/A**    **80%**

Notes: Call received, processed, and dispatched by Jeffcom. Self-initiated activity removed.

## Monthly Call Volume



## Problem Natures

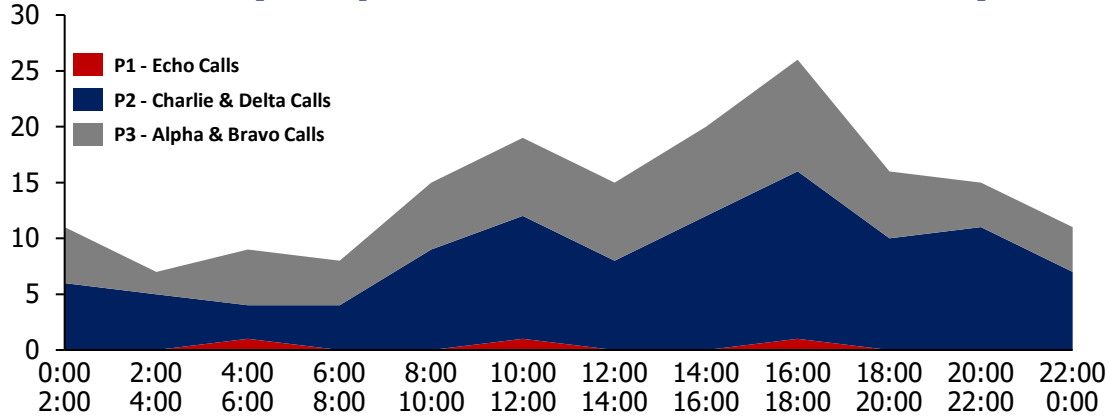




# Evergreen Fire



## Priority Dispatched Calls Per Time of Day

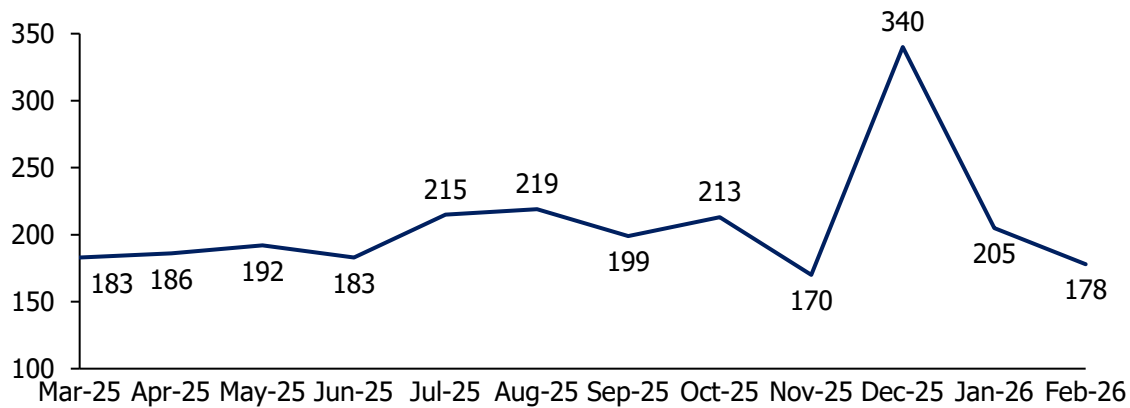


## Daily Priority Call Volume and Entry to Assignment

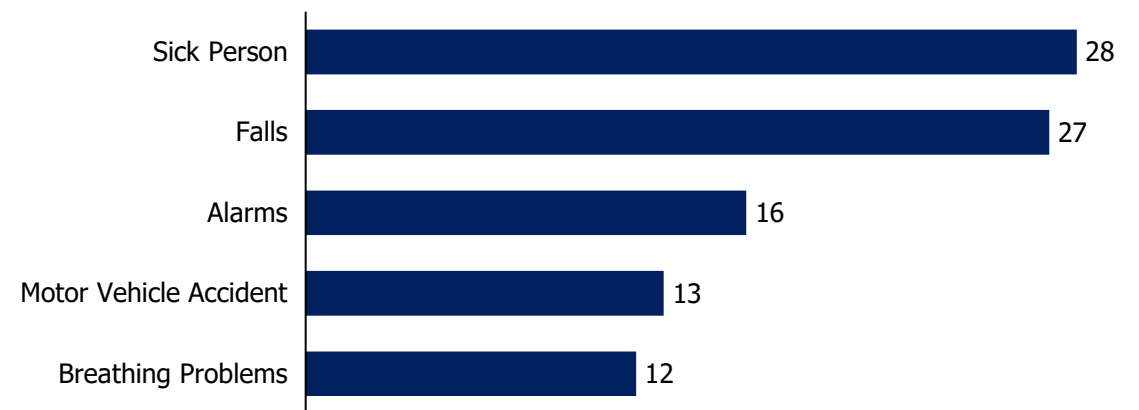
Day of Week	P1	P2	P3	Total	Average
Sunday	1	11	8	20	5
Monday	0	14	8	22	6
Tuesday	0	16	10	26	7
Wednesday	1	20	10	31	8
Thursday	1	14	11	26	7
Friday	0	12	13	25	6
Saturday	0	14	8	22	6
<b>Assignment &lt;1 min</b>	<b>67%</b>	<b>82%</b>			

Notes: Call received, processed, and dispatched by Jeffcom. Self-initiated activity removed.

## Monthly Call Volume

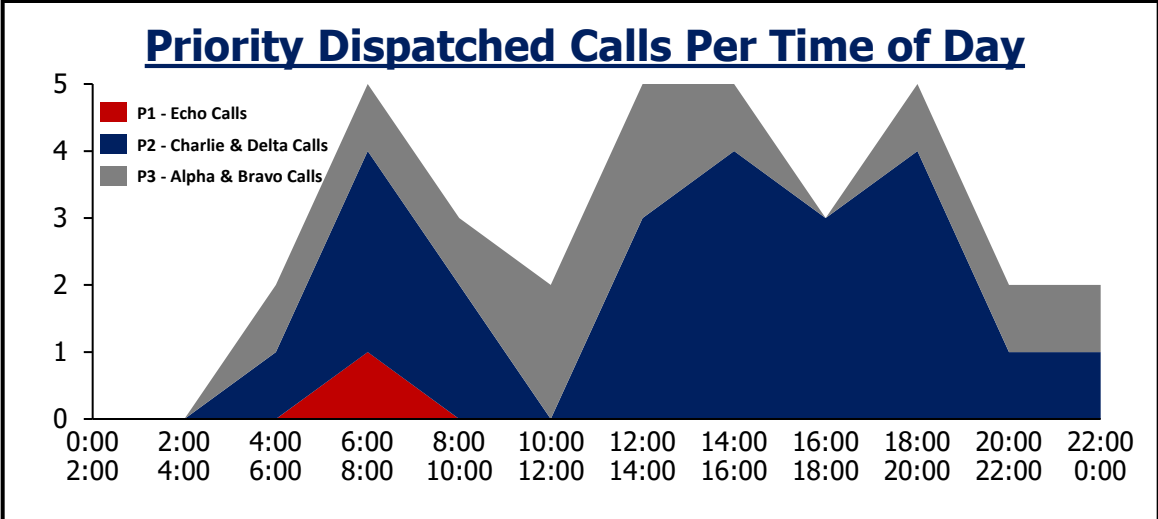


## Top Five Problem Natures






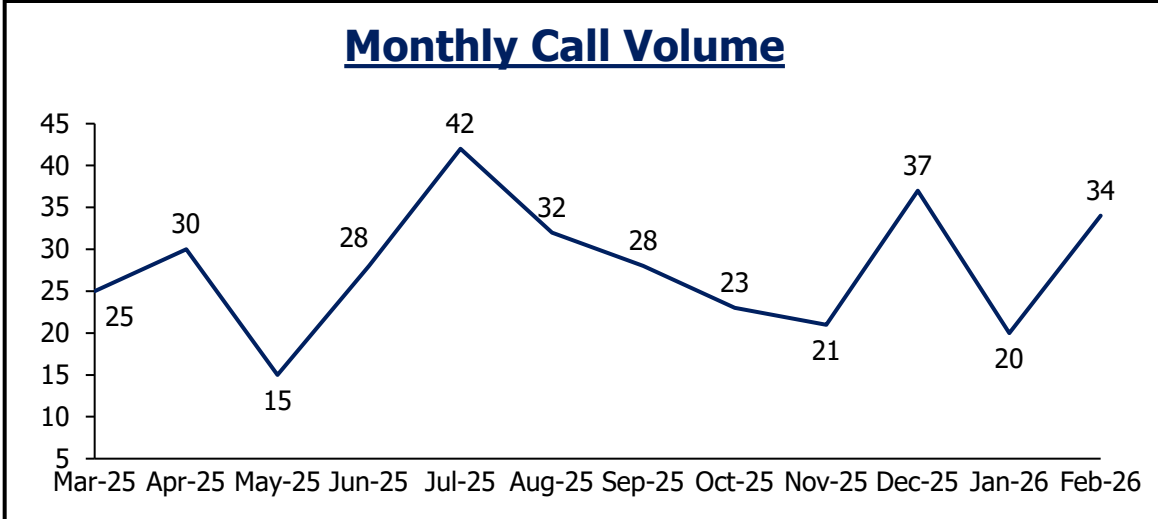
# Inter-Canyon Fire



### Daily Priority Call Volume and Entry to Assignment

Day of Week	P1	P2	P3	Total	Average
Sunday	0	1	3	4	1
Monday	0	2	0	2	1
Tuesday	0	0	0	0	0
Wednesday	0	7	1	8	2
Thursday	1	1	3	5	1
Friday	0	5	2	7	2
Saturday	0	6	2	8	2
<b>Assignment &lt;1 min</b>	<b>100%</b>	<b>64%</b>			

Notes: Call received, processed, and dispatched by Jeffcom. Self-initiated activity removed.

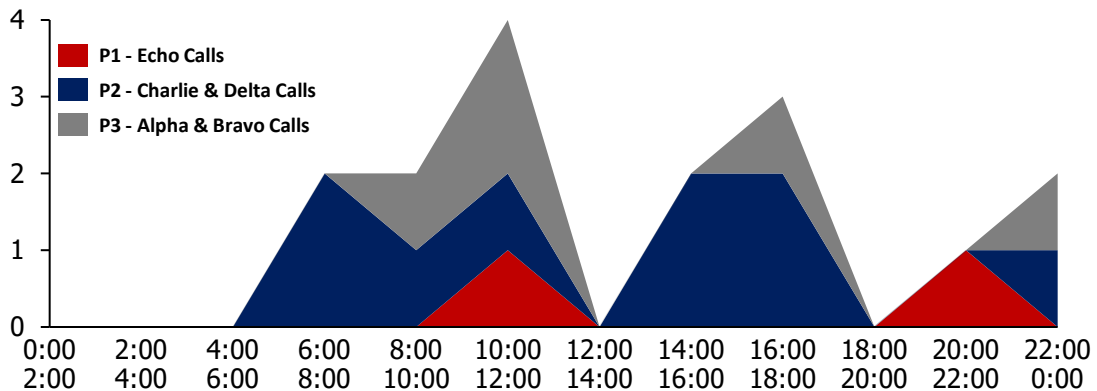




# Indian Hills Fire



## Priority Dispatched Calls Per Time of Day

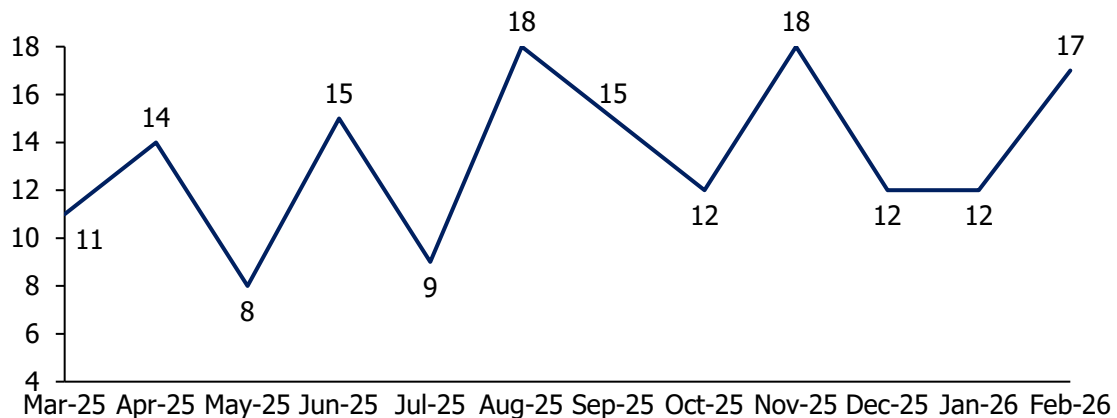


## Daily Priority Call Volume and Entry to Assignment

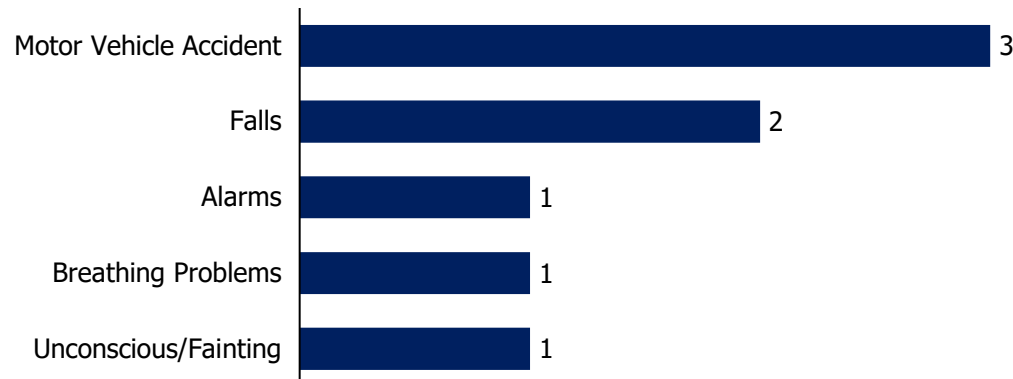
Day of Week	P1	P2	P3	Total	Average
Sunday	0	2	0	2	1
Monday	1	2	1	4	1
Tuesday	0	1	0	1	0
Wednesday	0	2	1	3	1
Thursday	0	0	2	2	1
Friday	1	1	1	3	1
Saturday	0	1	0	1	0
<b>Assignment &lt;1 min</b>	<b>100%</b>	<b>89%</b>			

Notes: Call received, processed, and dispatched by Jeffcom. Self-initiated activity removed.

## Monthly Call Volume



## Top Five Problem Natures

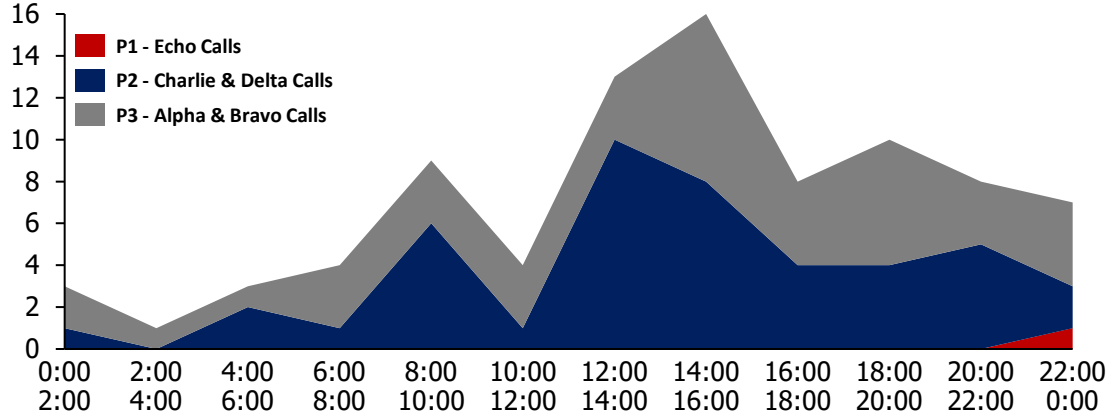




# Elk Creek Fire



## Priority Dispatched Calls Per Time of Day



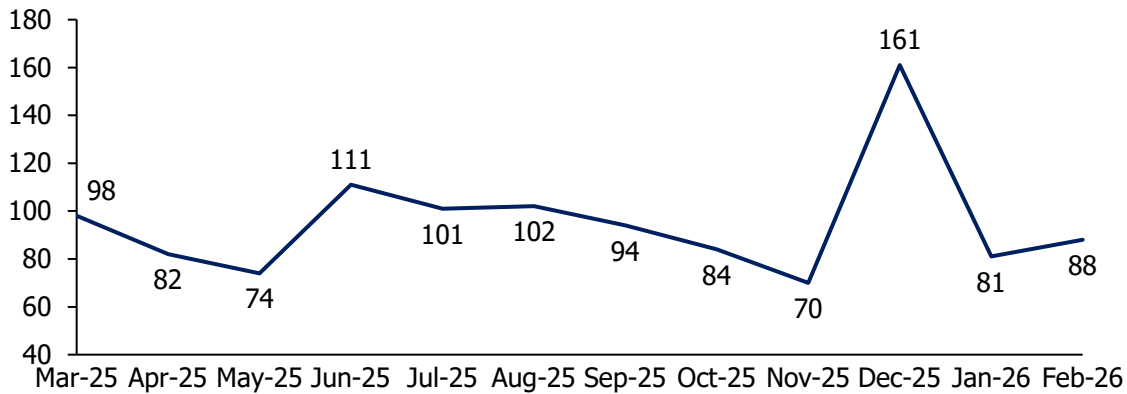
## Daily Priority Call Volume and Entry to Assignment

Day of Week	P1	P2	P3	Total	Average
Sunday	1	7	7	15	4
Monday	0	3	7	10	3
Tuesday	0	6	7	13	3
Wednesday	0	10	6	16	4
Thursday	0	2	3	5	1
Friday	0	4	5	9	2
Saturday	0	12	6	18	5

**Assignment <1 min 100% 73%**

Notes: Call received, processed, and dispatched by Jeffcom. Self-initiated activity removed.

## Monthly Call Volume



## Top Five Problem Natures

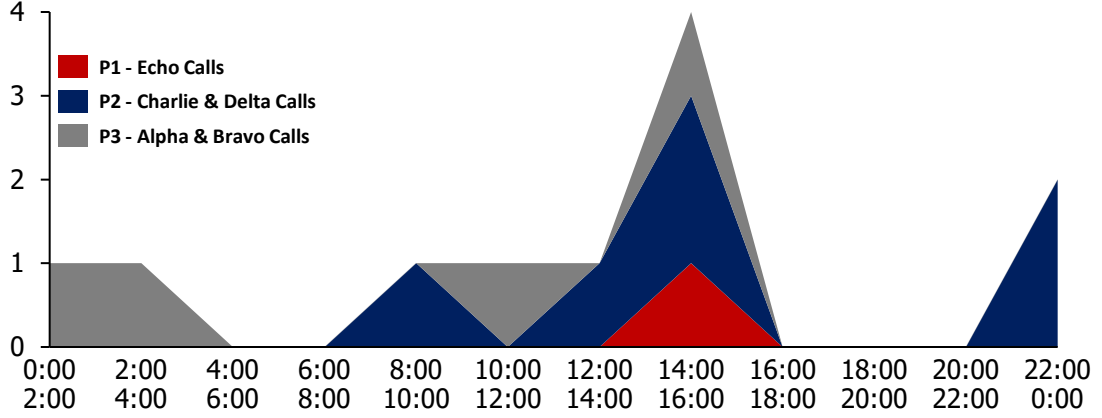




# North Fork Fire



## Priority Dispatched Calls Per Time of Day

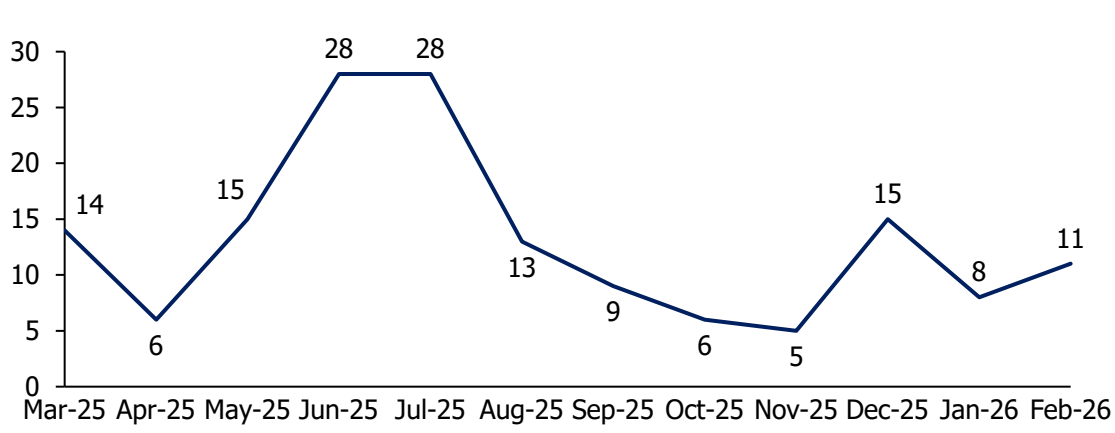


## Daily Priority Call Volume and Entry to Assignment

Day of Week	P1	P2	P3	Total	Average
Sunday	0	0	0	0	0
Monday	0	0	2	2	1
Tuesday	1	2	1	4	1
Wednesday	0	0	0	0	0
Thursday	0	1	0	1	0
Friday	0	3	0	3	1
Saturday	0	0	1	1	0
<b>Assignment &lt;1 min</b>	<b>100%</b>	<b>67%</b>			

Notes: Call received, processed, and dispatched by Jeffcom. Self-initiated activity removed.

## Monthly Call Volume



## Problem Natures

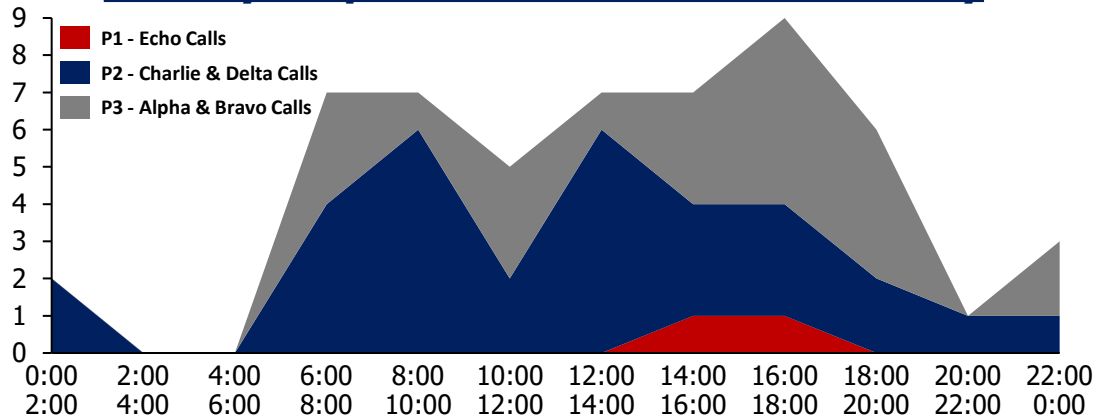




# Highland Rescue



## Priority Dispatched Calls Per Time of Day

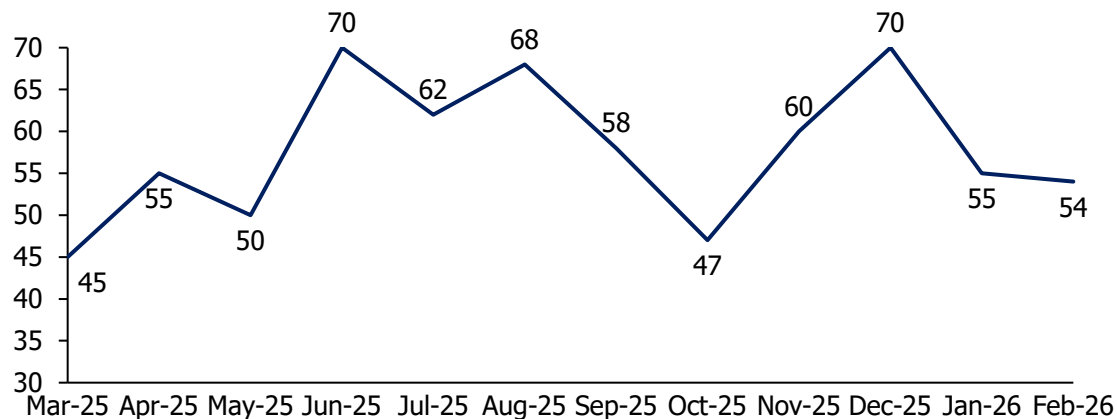


## Daily Priority Call Volume and Entry to Assignment

Day of Week	P1	P2	P3	Total	Average
Sunday	0	7	6	13	3
Monday	0	2	1	3	1
Tuesday	0	1	4	5	1
Wednesday	2	6	2	10	3
Thursday	0	6	4	10	3
Friday	0	6	4	10	3
Saturday	0	2	1	3	1
<b>Assignment &lt;1 min</b>	<b>100%</b>	<b>80%</b>			

Notes: Call received, processed, and dispatched by Jeffcom. Self-initiated activity removed.

## Monthly Call Volume



## Top Five Problem Natures

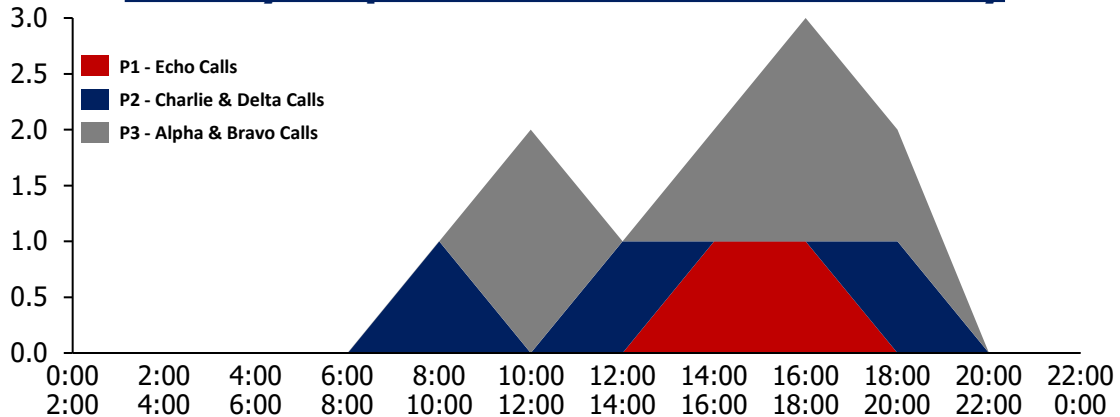




# Geneseee Fire



## Priority Dispatched Calls Per Time of Day

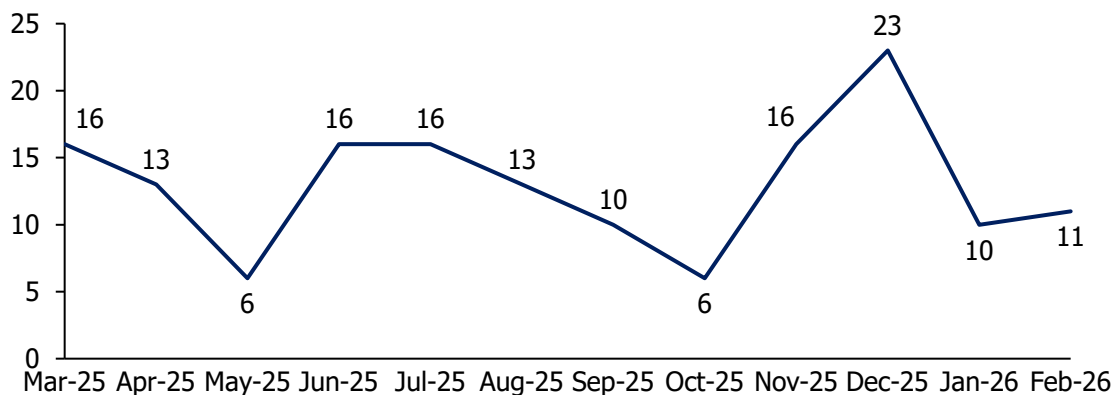


## Daily Priority Call Volume and Entry to Assignment

Day of Week	P1	P2	P3	Total	Average
Sunday	0	0	2	2	1
Monday	0	1	0	1	0
Tuesday	0	0	1	1	0
Wednesday	2	0	1	3	1
Thursday	0	1	1	2	1
Friday	0	1	1	2	1
Saturday	0	0	0	0	0
<b>Assignment &lt;1 min</b>	<b>100%</b>	<b>67%</b>			

Notes: Call received, processed, and dispatched by Jeffcom. Self-initiated activity removed.

## Monthly Call Volume



## Top Five Problem Natures

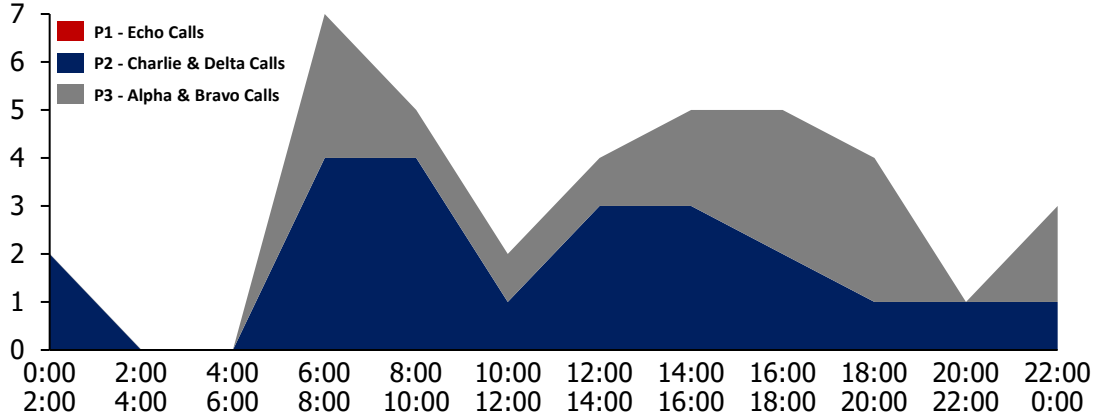




# Foothills Fire



## Priority Dispatched Calls Per Time of Day

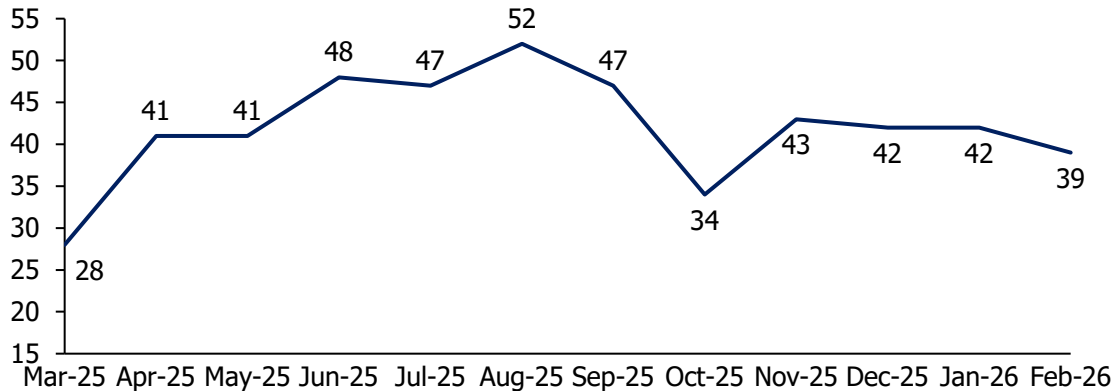


## Daily Priority Call Volume and Entry to Assignment

Day of Week	P1	P2	P3	Total	Average
Sunday	0	7	4	11	3
Monday	0	1	1	2	1
Tuesday	0	1	3	4	1
Wednesday	0	6	1	7	2
Thursday	0	3	3	6	2
Friday	0	3	3	6	2
Saturday	0	1	1	2	1
<b>Assignment &lt;1 min</b>	<b>N/A</b>	<b>77%</b>			

Notes: Call received, processed, and dispatched by Jeffcom. Self-initiated activity removed.

## Monthly Call Volume



## Top Five Problem Natures

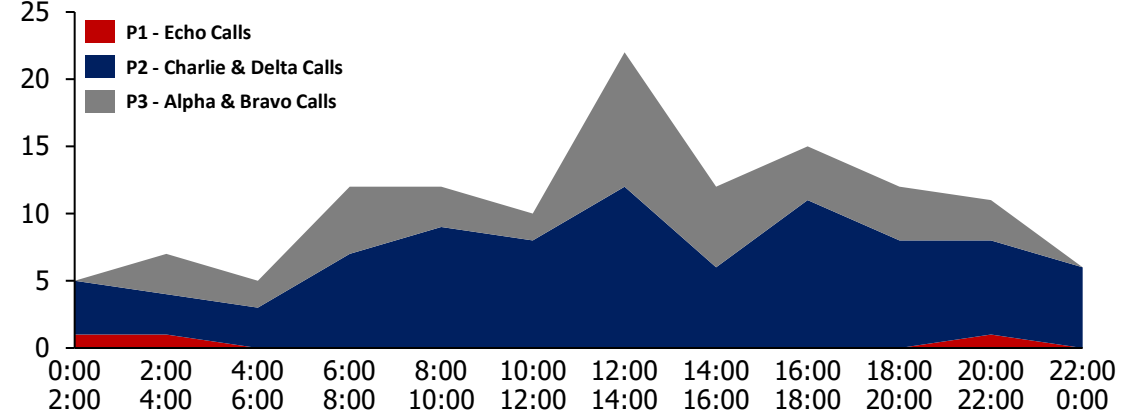




# Clear Creek Fire



## Priority Dispatched Calls Per Time of Day

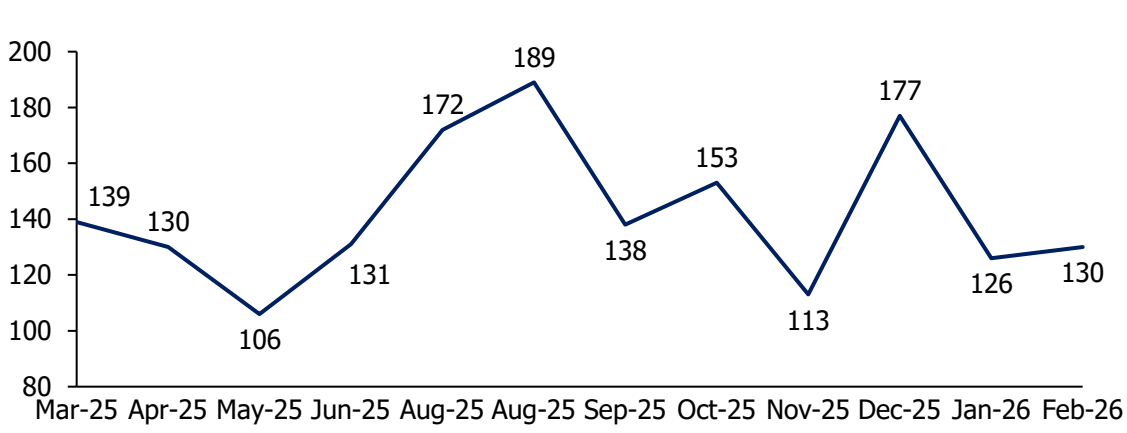


## Daily Priority Call Volume and Entry to Assignment

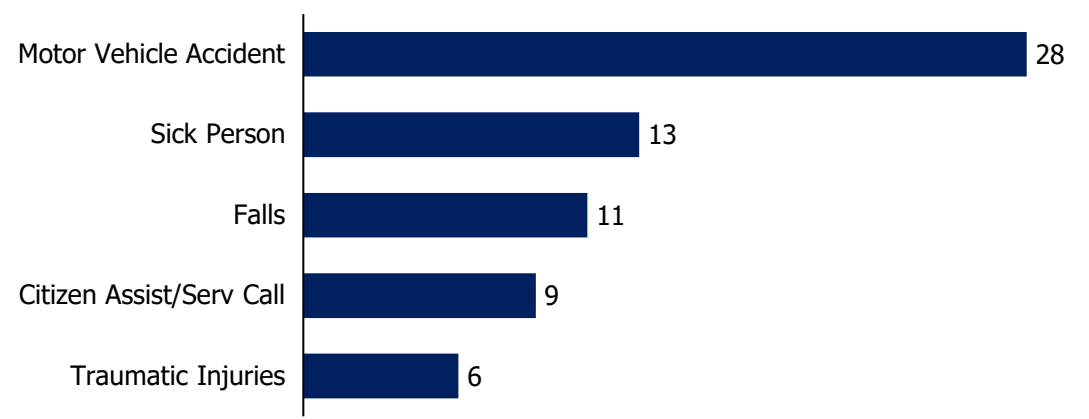
Day of Week	P1	P2	P3	Total	Average
Sunday	0	12	5	17	4
Monday	1	10	2	13	3
Tuesday	0	7	13	20	5
Wednesday	1	11	2	14	4
Thursday	1	12	6	19	5
Friday	0	19	8	27	7
Saturday	0	13	6	19	5
<b>Assignment &lt;1 min</b>	<b>100%</b>	<b>80%</b>			

Notes: Call received, processed, and dispatched by Jeffcom. Self-initiated activity removed.

## Monthly Call Volume



## Top Five Problem Natures

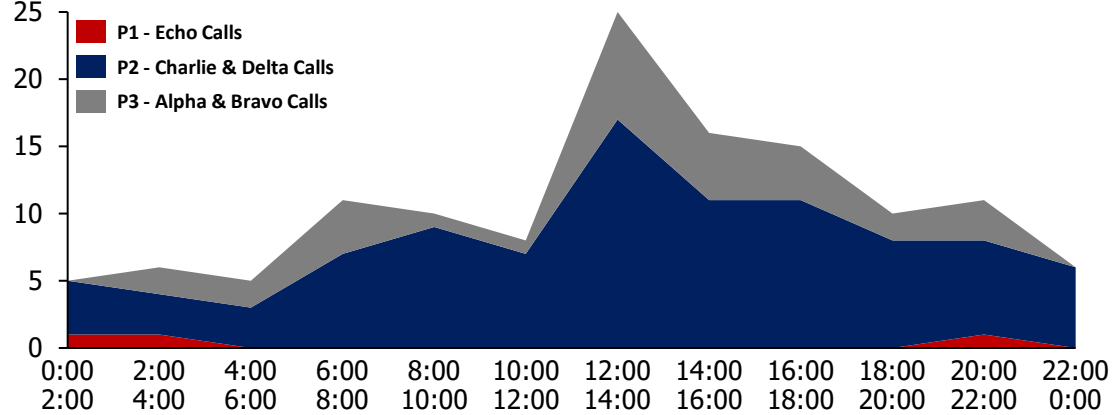




# Clear Creek EMS



## Priority Dispatched Calls Per Time of Day



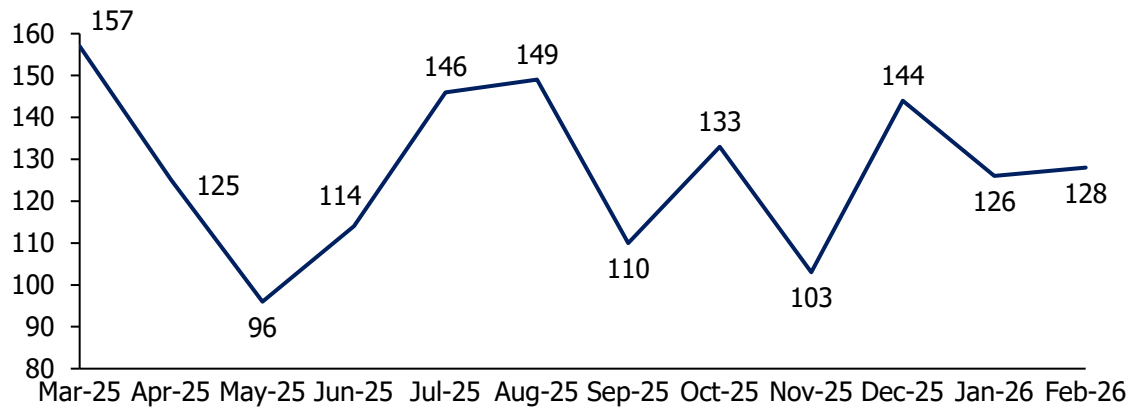
## Daily Priority Call Volume and Entry to Assignment

Day of Week	P1	P2	P3	Total	Average
Sunday	0	13	5	18	5
Monday	1	11	2	14	4
Tuesday	0	9	6	15	4
Wednesday	1	9	3	13	3
Thursday	1	13	4	18	5
Friday	0	20	7	27	7
Saturday	0	18	5	23	6

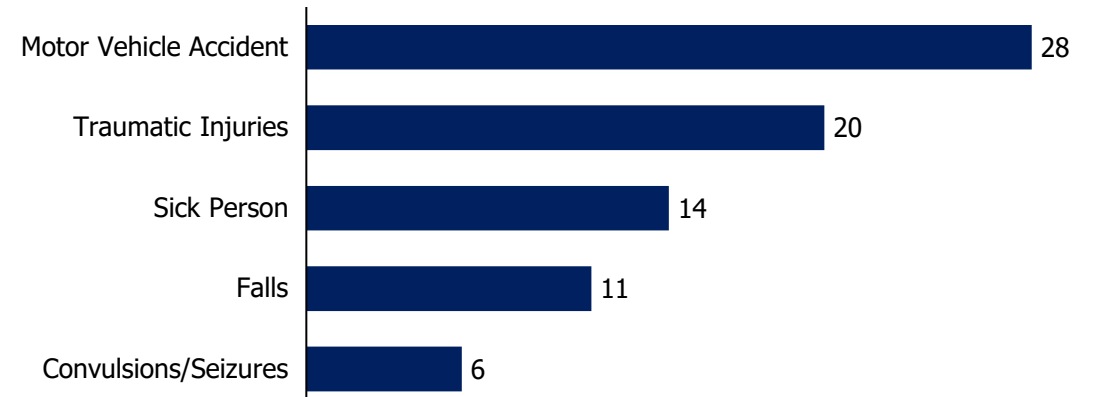
**Assignment <1 min 100% 83%**

Notes: Call received, processed, and dispatched by Jeffcom. Self-initiated activity removed.

## Monthly Call Volume

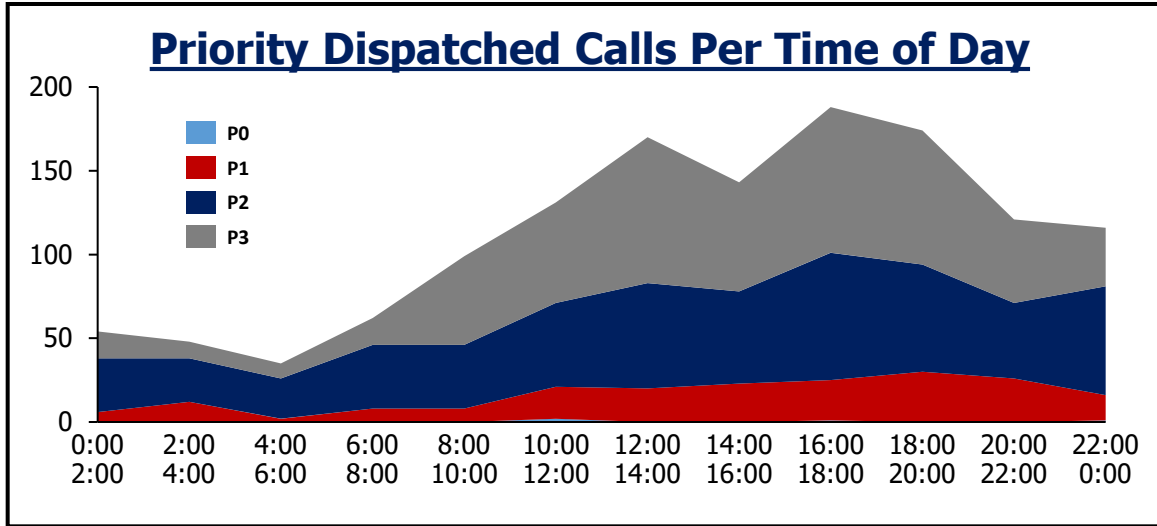


## Top Five Problem Natures





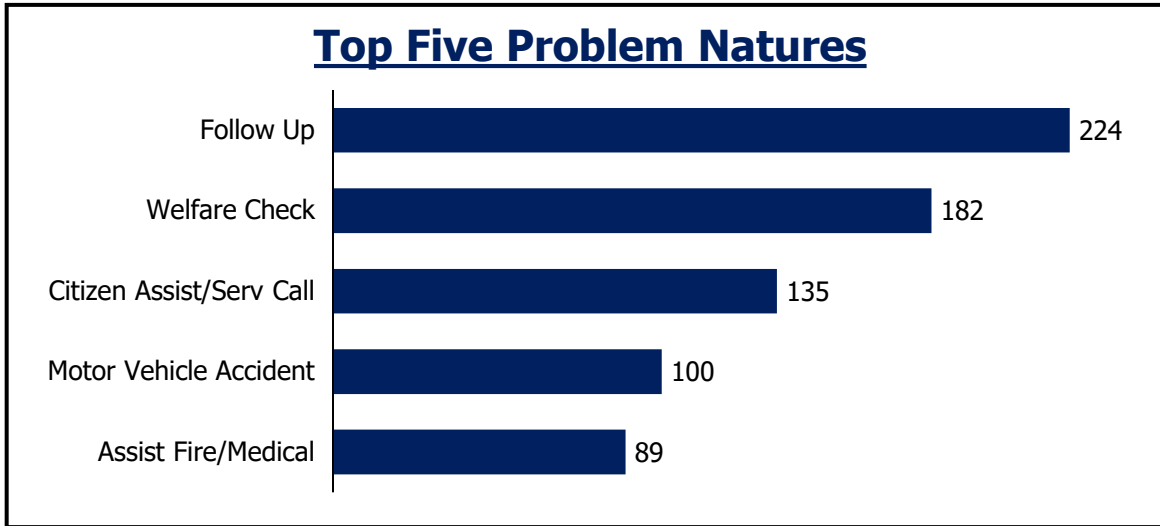
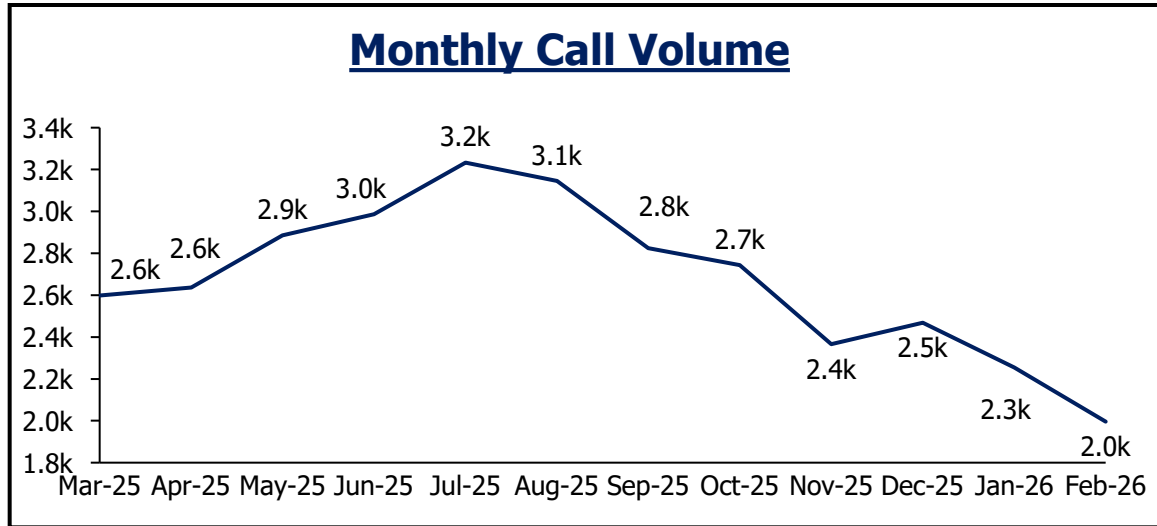
# Jeffco Sheriff



### Daily Priority Call Volume and Entry to Assignment

Day of Week	P0	P1	P2	P3	Total	Average
Sunday	0	37	101	80	218	55
Monday	1	22	76	84	183	46
Tuesday	0	17	68	81	166	42
Wednesday	1	23	90	80	194	49
Thursday	1	27	74	77	179	45
Friday	0	37	85	100	222	56
Saturday	1	30	82	66	179	45
<b>Assignment &lt;2 min</b>		<b>84%</b>	<b>49%</b>			
<b>Assignment &lt;4 min</b>		<b>95%</b>	<b>80%</b>			

Notes: Call received, processed, and dispatched by Jeffcom. Self-initiated activity removed.

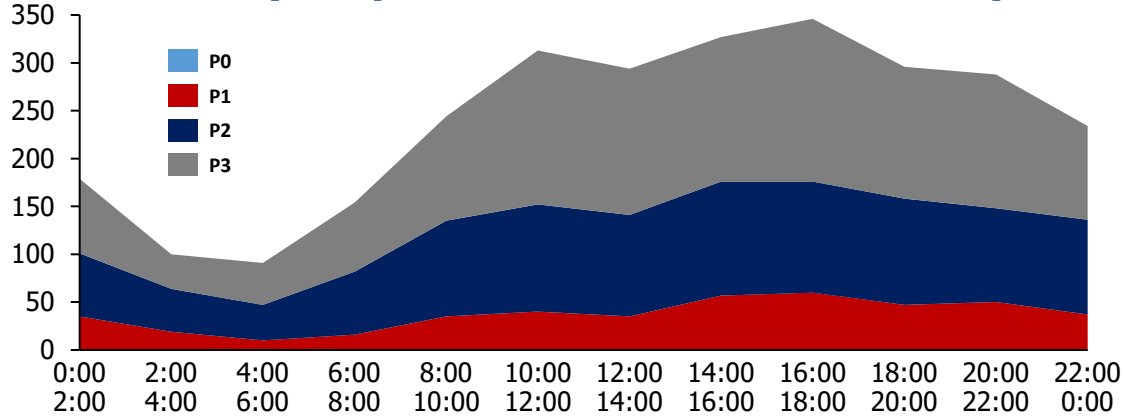




# Lakewood PD



## Priority Dispatched Calls Per Time of Day

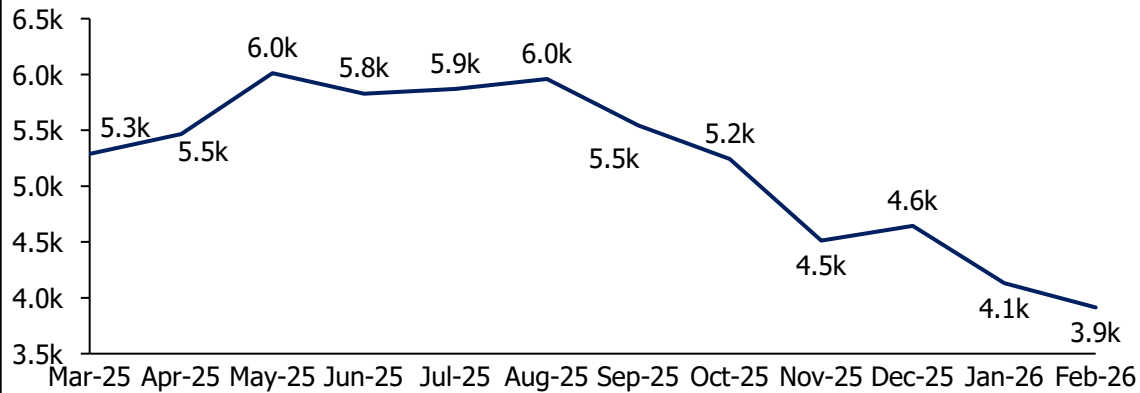


## Daily Priority Call Volume and Entry to Assignment

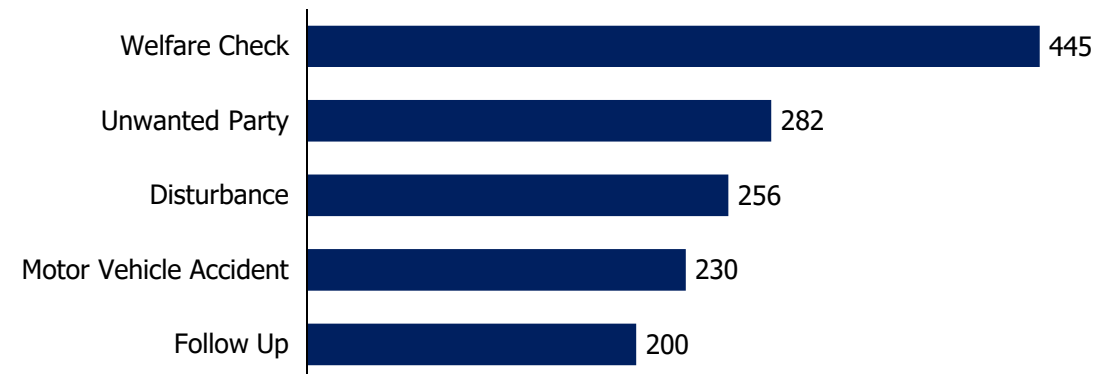
Day of Week	P0	P1	P2	P3	Total	Average
Sunday	1	73	150	182	406	102
Monday	0	68	162	199	429	107
Tuesday	0	60	162	195	417	104
Wednesday	1	58	157	205	421	105
Thursday	0	47	153	198	398	100
Friday	0	63	152	177	392	98
Saturday	2	68	139	194	403	101
<b>Assignment &lt;2 min</b>		<b>79%</b>	<b>47%</b>			
<b>Assignment &lt;4 min</b>		<b>91%</b>	<b>75%</b>			

Notes: Call received, processed, and dispatched by Jeffcom. Self-initiated activity removed.

## Monthly Call Volume



## Top Five Problem Natures

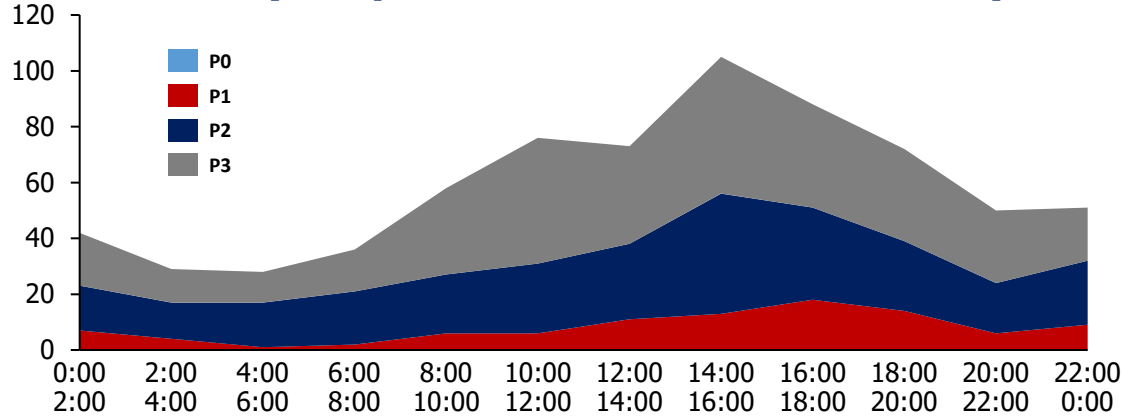




# Wheat Ridge PD



## Priority Dispatched Calls Per Time of Day

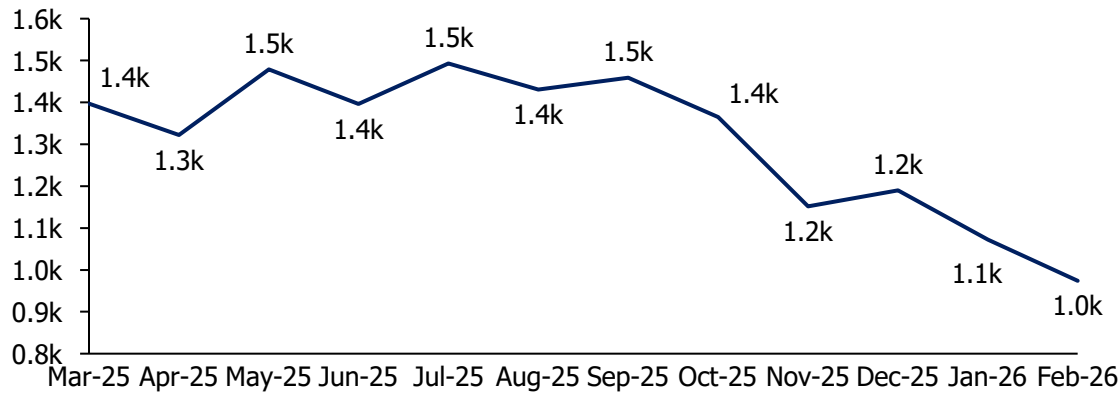


## Daily Priority Call Volume and Entry to Assignment

Day of Week	P0	P1	P2	P3	Total	Average
Sunday	0	19	47	43	109	27
Monday	0	15	44	41	100	25
Tuesday	0	12	42	47	101	25
Wednesday	0	16	40	53	109	27
Thursday	0	12	33	58	103	26
Friday	0	14	44	48	106	27
Saturday	0	9	29	42	80	20
<b>Assignment &lt;2 min</b>		<b>80%</b>	<b>53%</b>			
<b>Assignment &lt;4 min</b>		<b>91%</b>	<b>75%</b>			

Notes: Call received, processed, and dispatched by Jeffcom. Self-initiated activity removed.

## Monthly Call Volume



## Top Five Problem Natures

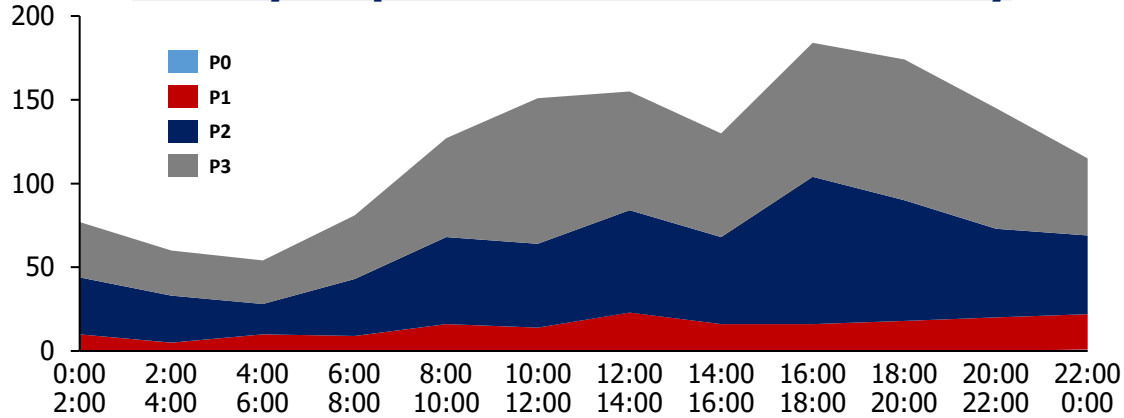




# Arvada PD



## Priority Dispatched Calls Per Time of Day

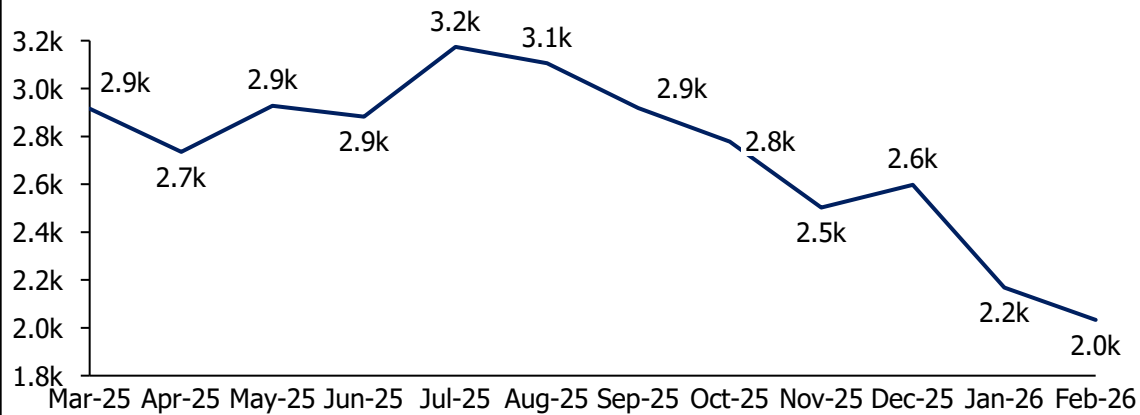


## Daily Priority Call Volume and Entry to Assignment

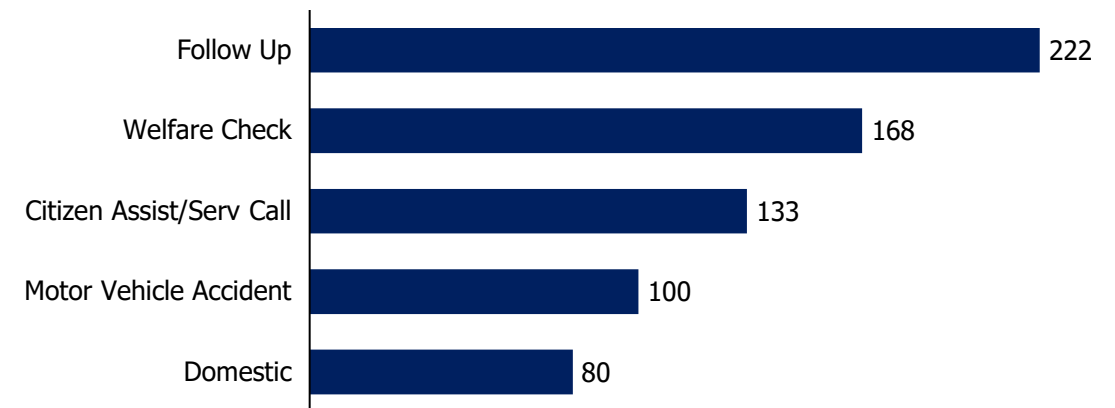
Day of Week	P0	P1	P2	P3	Total	Average
Sunday	0	29	73	116	218	55
Monday	0	25	77	84	186	47
Tuesday	0	26	84	100	210	53
Wednesday	0	20	80	96	196	49
Thursday	0	23	85	98	206	52
Friday	1	18	94	104	217	54
Saturday	0	37	96	87	220	55
<b>Assignment &lt; 2 min</b>		<b>78%</b>	<b>54%</b>			
<b>Assignment &lt; 4 min</b>		<b>87%</b>	<b>79%</b>			

Notes: Call received, processed, and dispatched by Jeffcom. Self-initiated activity removed.

## Monthly Call Volume



## Top Five Problem Natures

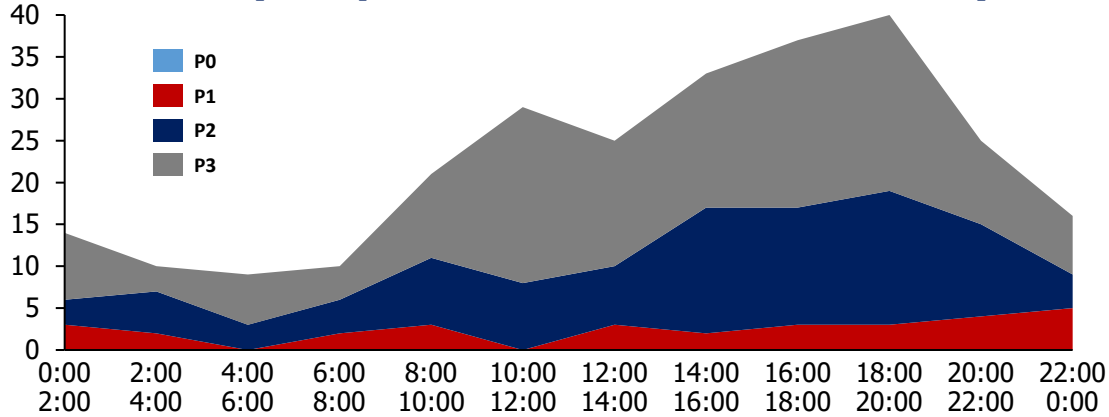




# Golden PD



## Priority Dispatched Calls Per Time of Day

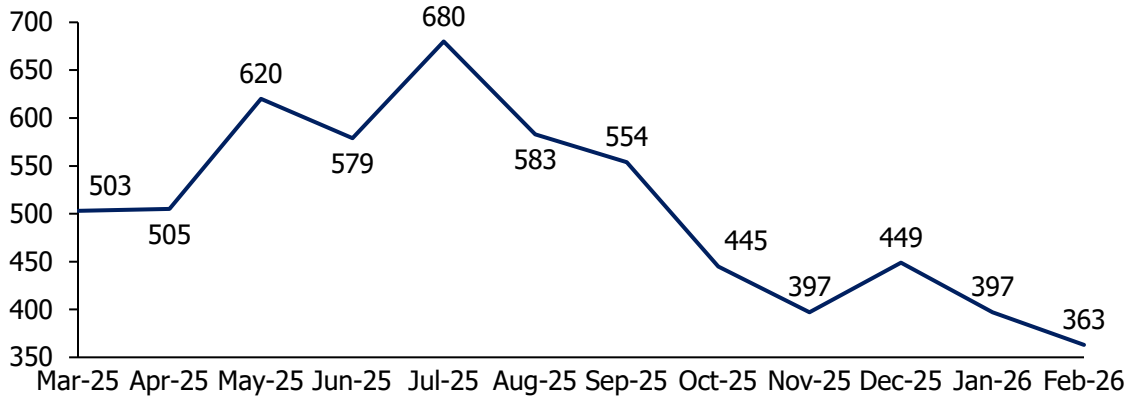


## Daily Priority Call Volume and Entry to Assignment

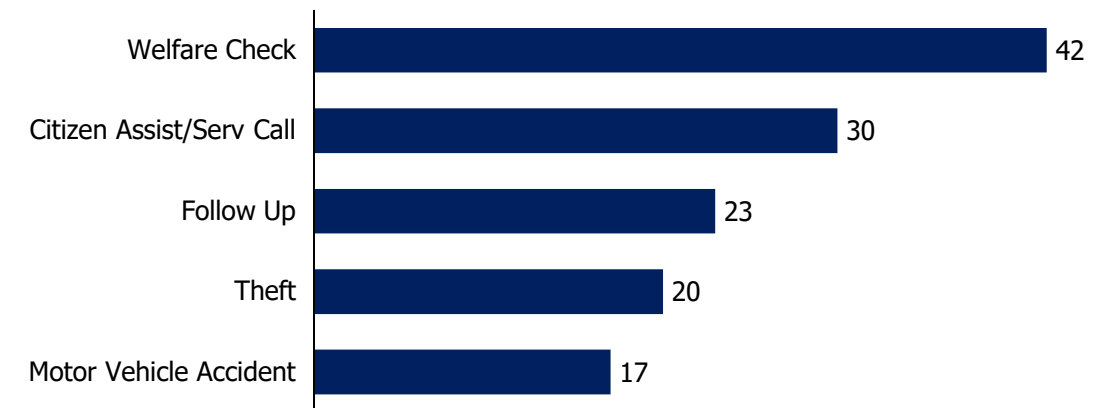
Day of Week	P0	P1	P2	P3	Total	Average
Sunday	0	4	12	17	33	8
Monday	0	2	21	18	41	10
Tuesday	0	3	10	19	32	8
Wednesday	0	5	11	18	34	9
Thursday	0	5	14	17	36	9
Friday	0	5	14	29	48	12
Saturday	0	6	16	23	45	11
<b>Assignment &lt;2 min</b>		<b>83%</b>	<b>63%</b>			
<b>Assignment &lt;4 min</b>		<b>90%</b>	<b>90%</b>			

Notes: Call received, processed, and dispatched by Jeffcom. Self-initiated activity removed.

## Monthly Call Volume



## Top Five Problem Natures

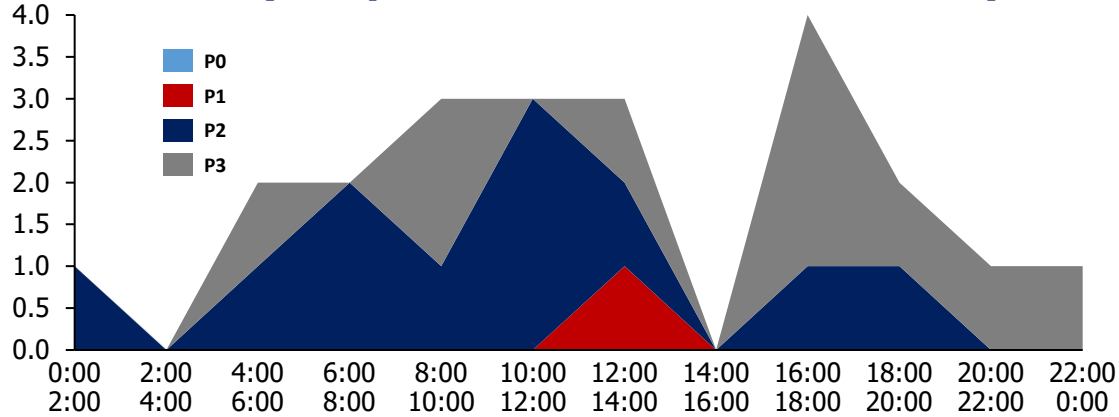




# Lakeside PD



## Priority Dispatched Calls Per Time of Day

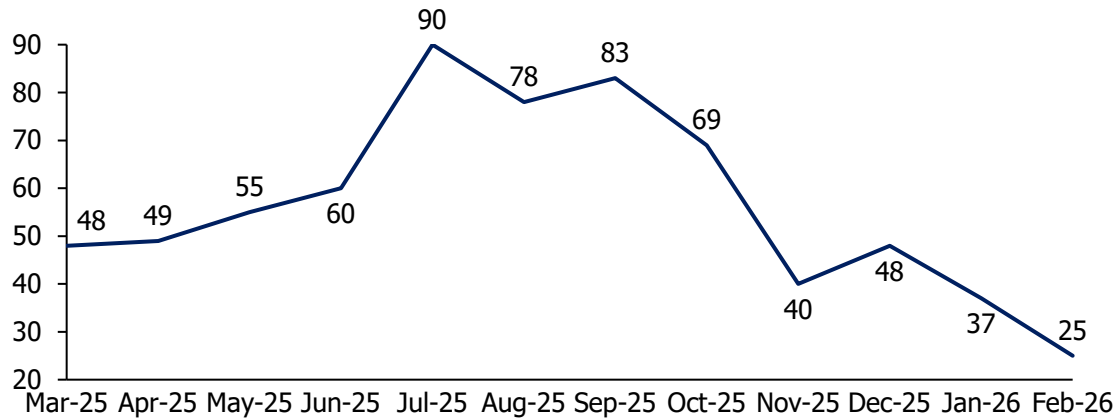


## Daily Priority Call Volume and Entry to Assignment

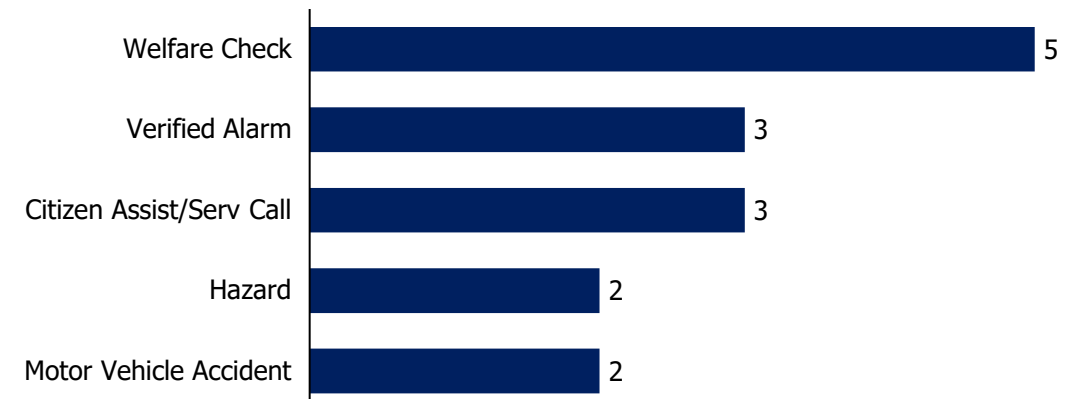
Day of Week	P0	P1	P2	P3	Total	Average
Sunday	0	0	0	0	0	0
Monday	0	0	2	1	3	1
Tuesday	0	0	4	3	7	2
Wednesday	0	0	1	1	2	1
Thursday	0	0	1	2	3	1
Friday	0	0	1	2	3	1
Saturday	0	1	2	1	4	1
<b>Assignment &lt;2 min</b>		<b>100%</b>	<b>64%</b>			
<b>Assignment &lt;4 min</b>		<b>100%</b>	<b>82%</b>			

Notes: Call received, processed, and dispatched by Jeffcom. Self-initiated activity removed.

## Monthly Call Volume



## Top Five Problem Natures

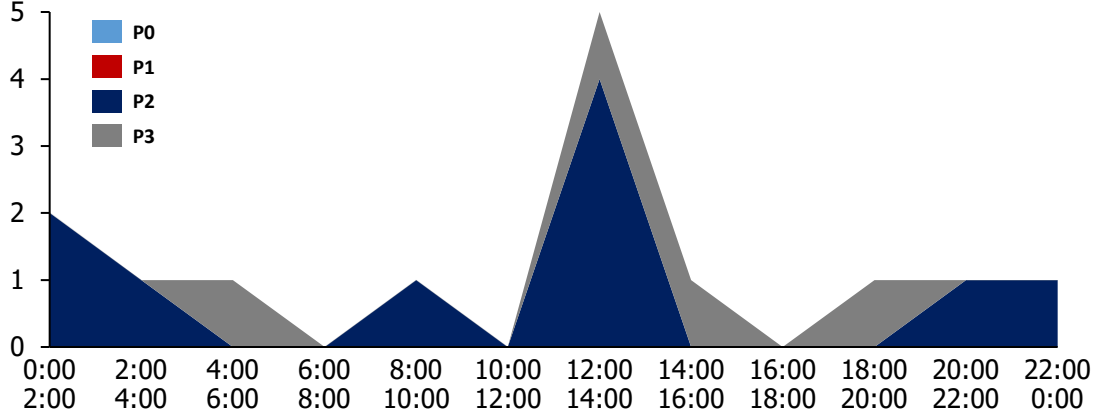




# Mountain View PD



## Priority Dispatched Calls Per Time of Day

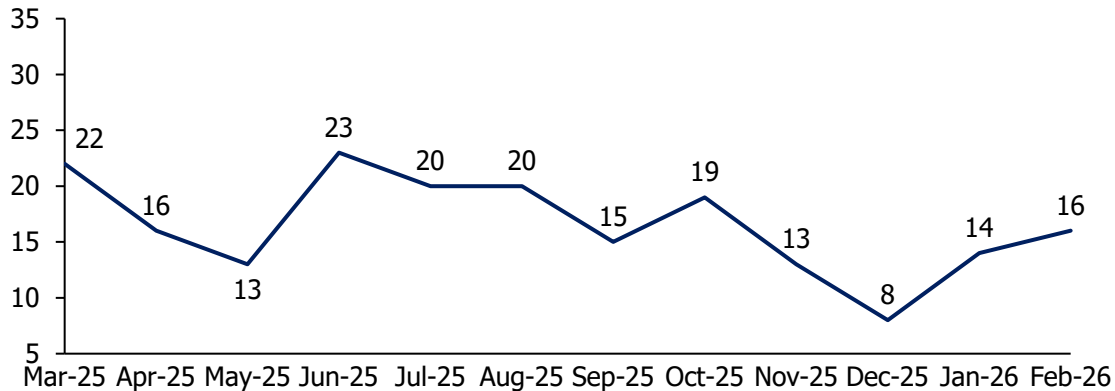


## Daily Priority Call Volume and Entry to Assignment


Day of Week	P0	P1	P2	P3	Total	Average
Sunday	0	0	3	0	3	1
Monday	0	0	0	0	0	0
Tuesday	0	0	3	2	5	1
Wednesday	0	0	1	1	2	1
Thursday	0	0	3	0	3	1
Friday	0	0	0	0	0	0
Saturday	0	0	0	1	1	0
<b>Assignment &lt;2 min</b>		<b>N/A</b>	<b>60%</b>			
<b>Assignment &lt;4 min</b>		<b>N/A</b>	<b>90%</b>			

Notes: Call received, processed, and dispatched by Jeffcom. Self-initiated activity removed.

## Monthly Call Volume



## Top Five Problem Natures

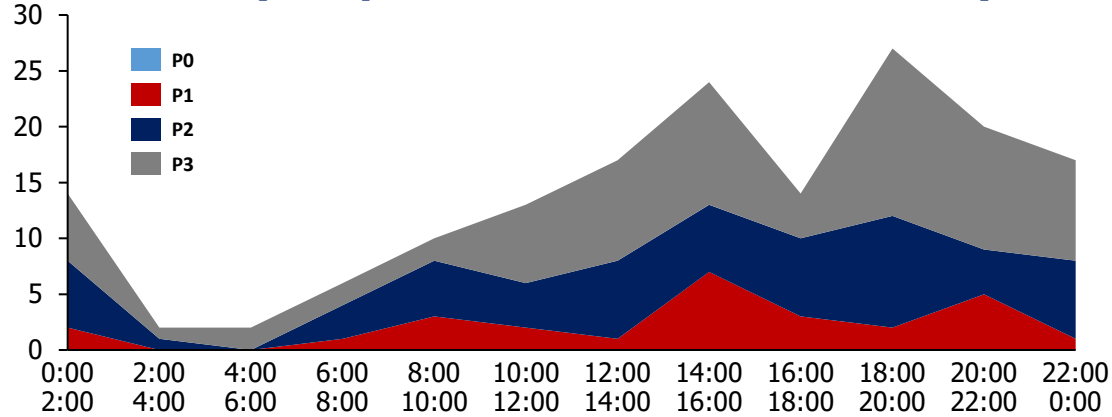




# Edgewater PD



## Priority Dispatched Calls Per Time of Day

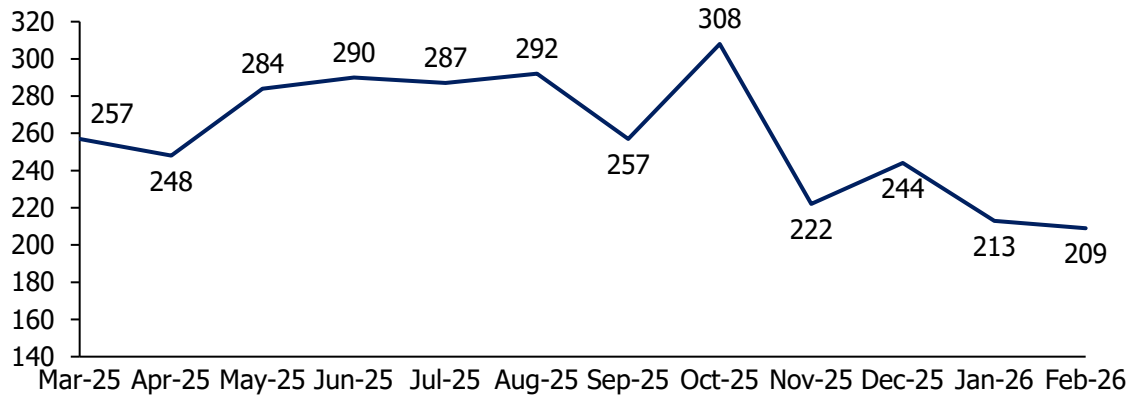


## Daily Priority Call Volume and Entry to Assignment

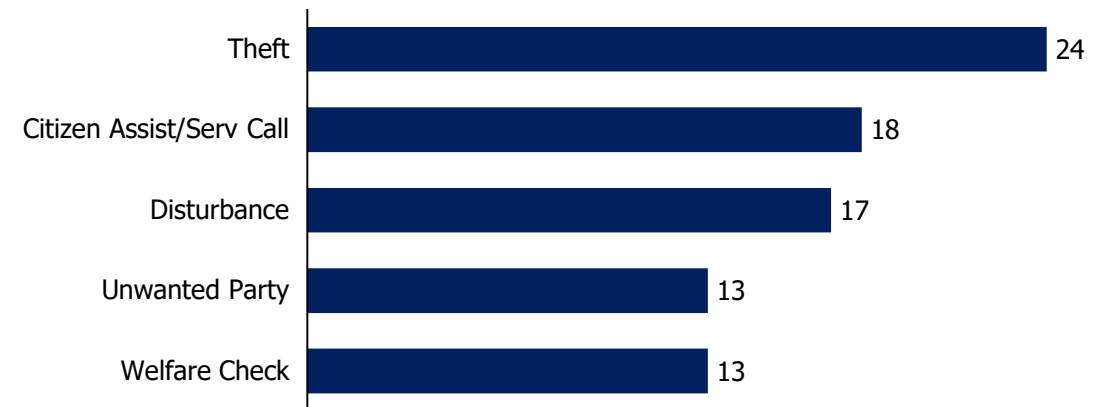
Day of Week	P0	P1	P2	P3	Total	Average
Sunday	0	3	9	15	27	7
Monday	0	6	10	10	26	7
Tuesday	0	3	7	10	20	5
Wednesday	0	6	6	7	19	5
Thursday	0	3	10	14	27	7
Friday	0	3	6	10	19	5
Saturday	0	3	12	13	28	7
<b>Assignment &lt;2 min</b>		<b>70%</b>	<b>62%</b>			
<b>Assignment &lt;4 min</b>		<b>81%</b>	<b>87%</b>			

Notes: Call received, processed, and dispatched by Jeffcom. Self-initiated activity removed.

## Monthly Call Volume



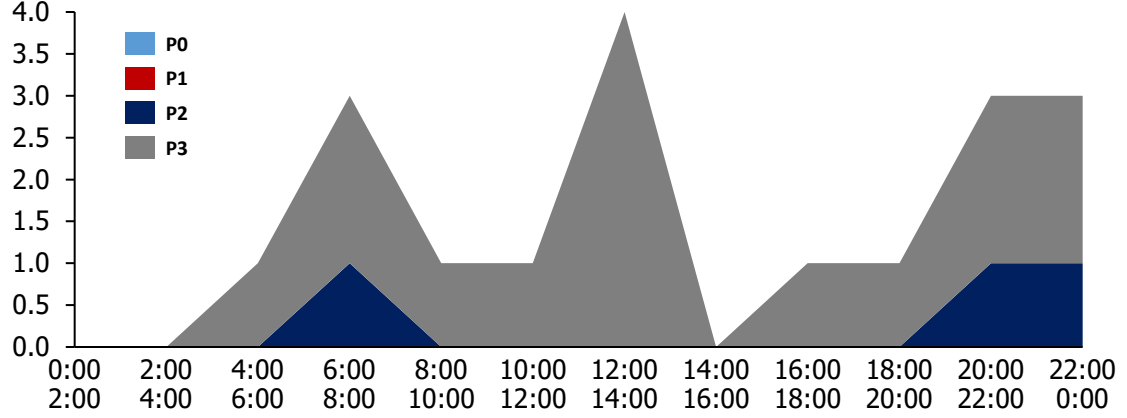
## Top Five Problem Natures





# Colorado School of Mines PD

### Priority Dispatched Calls Per Time of Day

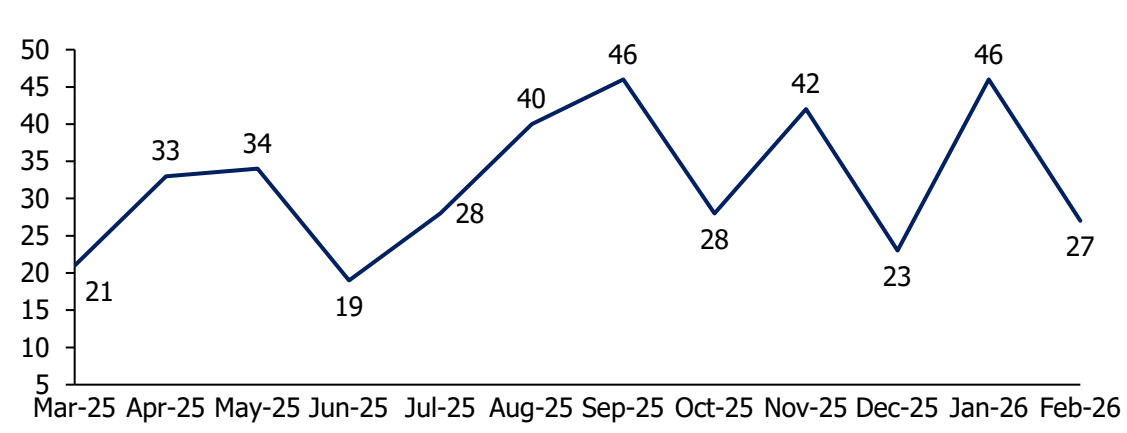


### Daily Priority Call Volume and Entry to Assignment

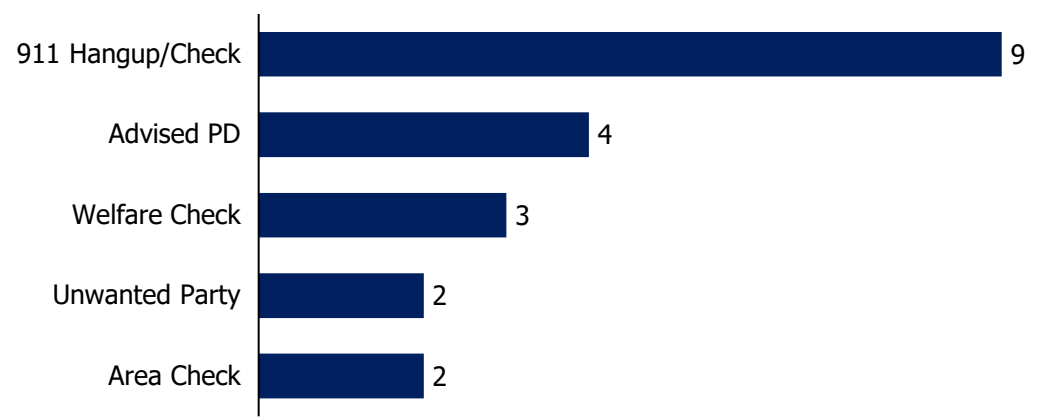
Day of Week	P0	P1	P2	P3	Total	Average
Sunday	0	0	1	0	1	0
Monday	0	0	0	3	3	1
Tuesday	0	0	0	1	1	0
Wednesday	0	0	0	1	1	0
Thursday	0	0	1	2	3	1
Friday	0	0	1	6	7	2
Saturday	0	0	0	2	2	1
<b>Assignment &lt;2 min</b>		<b>N/A</b>	<b>67%</b>			
<b>Assignment &lt;4 min</b>		<b>N/A</b>	<b>100%</b>			

Notes: Call received, processed, and dispatched by Jeffcom. Self-initiated activity removed.

### Monthly Call Volume



### Top Five Problem Natures

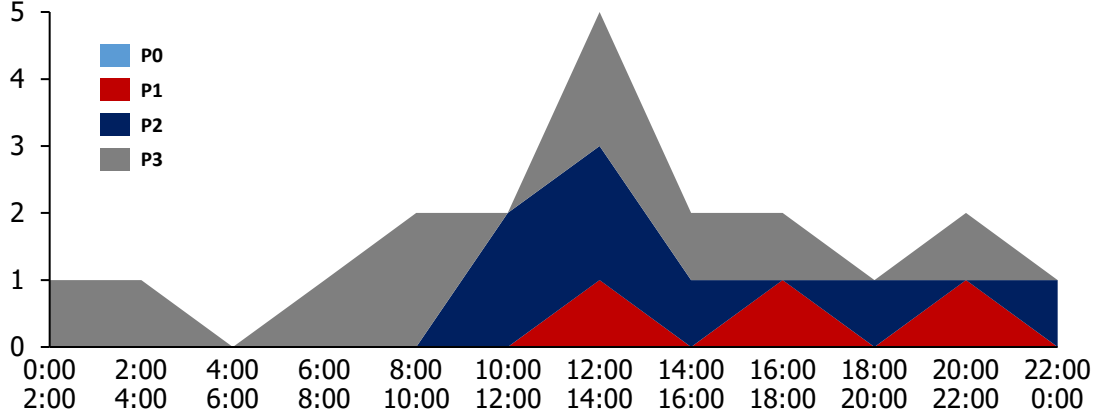




# Morrison PD (JCSO Response)



## Priority Dispatched Calls Per Time of Day

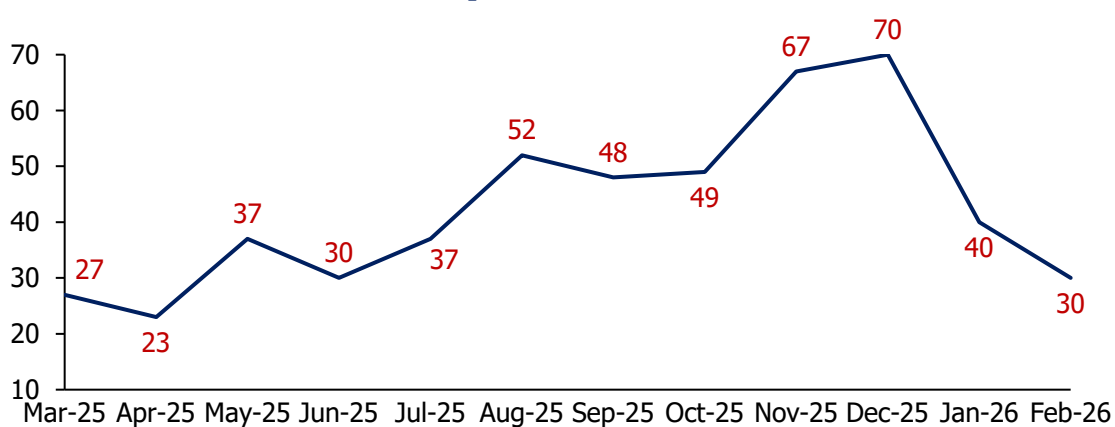


## Daily Priority Call Volume and Entry to Assignment


Day of Week	P0	P1	P2	P3	Total	Average
Sunday	0	2	1	0	3	1
Monday	0	1	0	0	1	0
Tuesday	0	0	0	3	3	1
Wednesday	0	0	2	1	3	1
Thursday	0	0	2	3	5	1
Friday	0	0	1	1	2	1
Saturday	0	0	1	2	3	1
<b>Assignment &lt; 2 min</b>		<b>100%</b>	<b>57%</b>			
<b>Assignment &lt; 4 min</b>		<b>100%</b>	<b>100%</b>			

Notes: Call received, processed, and dispatched by Jeffcom. Self-initiated activity removed.

## Monthly Call Volume



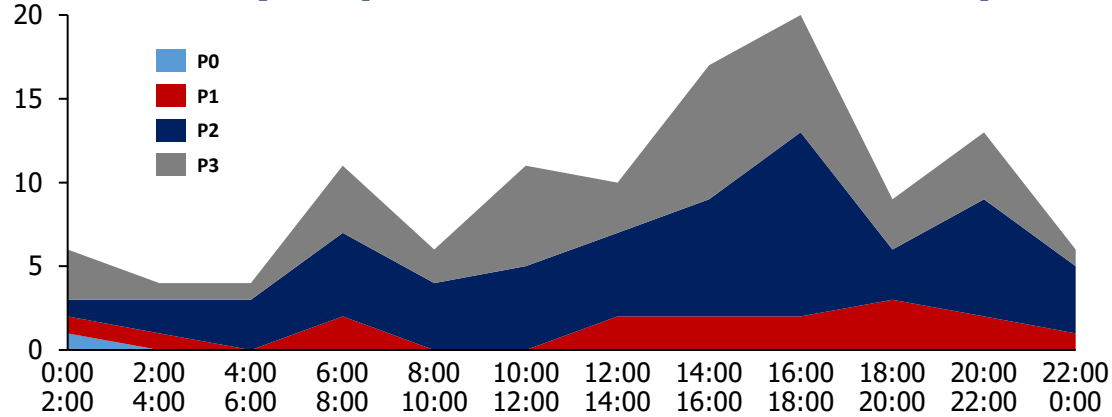
## Top Five Problem Natures





# Clear Creek Sheriff

## Priority Dispatched Calls Per Time of Day

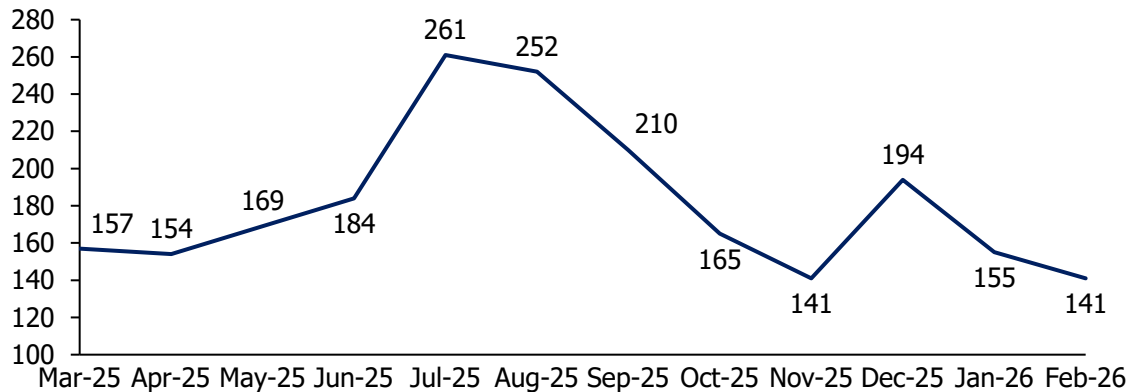


## Daily Priority Call Volume and Entry to Assignment

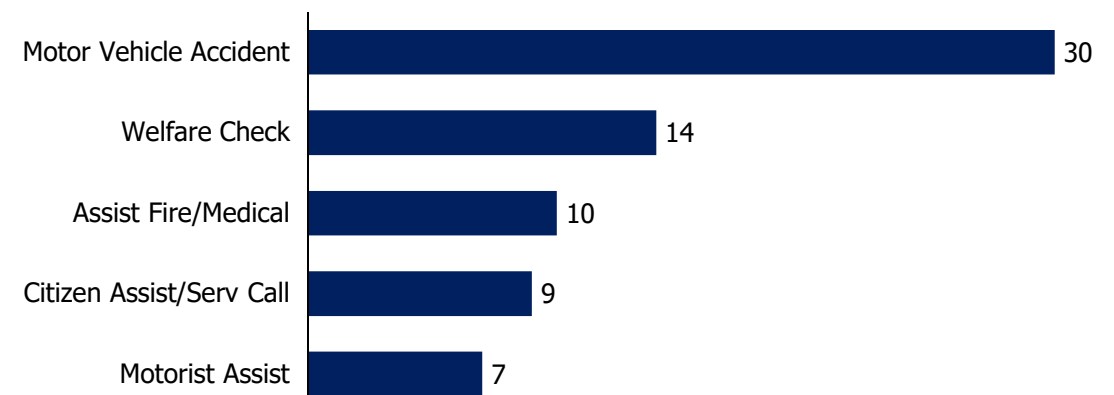
Day of Week	P0	P1	P2	P3	Total	Average
Sunday	0	3	6	5	14	4
Monday	0	2	7	3	12	3
Tuesday	0	1	5	6	12	3
Wednesday	0	1	9	4	14	4
Thursday	0	0	9	6	15	4
Friday	1	8	8	10	27	7
Saturday	0	1	13	9	23	6
<b>Assignment &lt;2 min</b>		<b>56%</b>	<b>53%</b>			
<b>Assignment &lt;4 min</b>		<b>88%</b>	<b>79%</b>			

Notes: Call received, processed, and dispatched by Jeffcom. Self-initiated activity removed.

## Monthly Call Volume



## Top Five Problem Natures

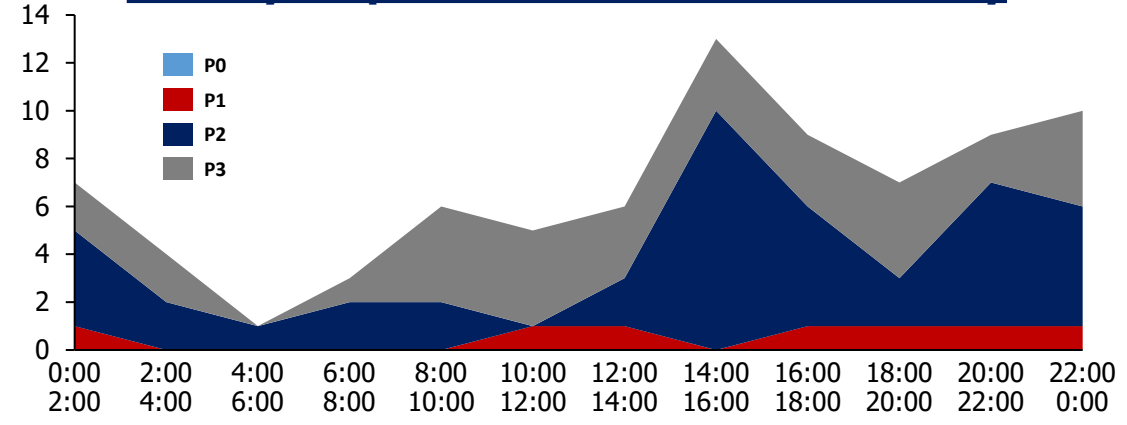




# Idaho Springs PD



## Priority Dispatched Calls Per Time of Day

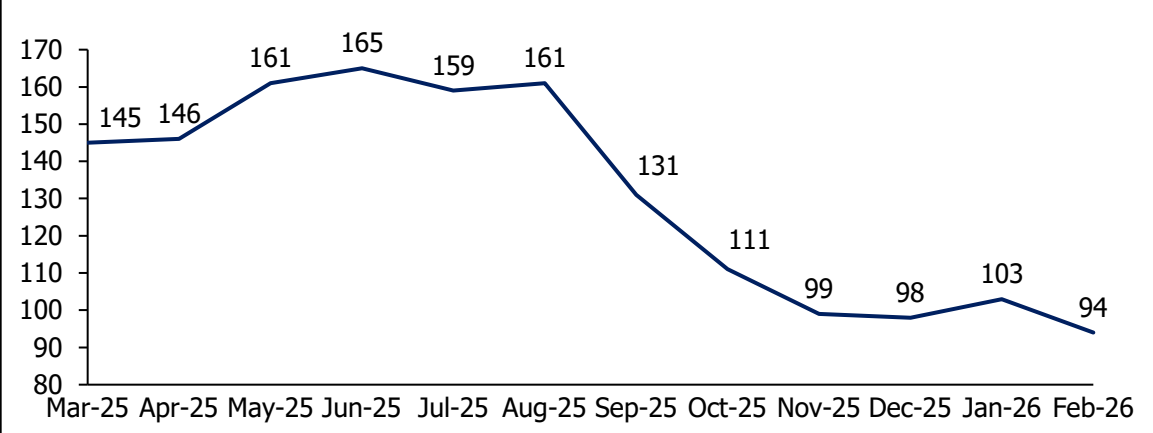


## Daily Priority Call Volume and Entry to Assignment

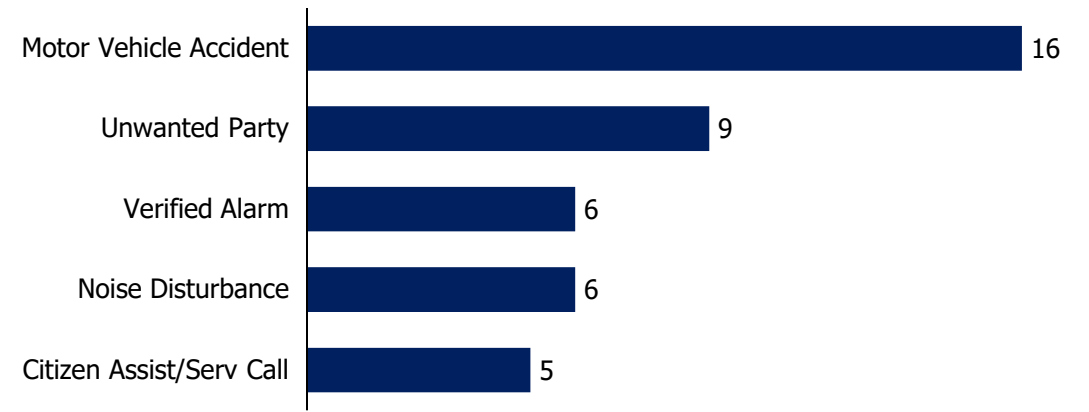
Day of Week	P0	P1	P2	P3	Total	Average
Sunday	0	2	6	4	12	3
Monday	0	3	7	6	16	4
Tuesday	0	1	1	5	7	2
Wednesday	0	0	5	3	8	2
Thursday	0	0	7	10	17	4
Friday	0	0	8	1	9	2
Saturday	0	1	7	3	11	3
<b>Assignment &lt; 2 min</b>		<b>86%</b>	<b>61%</b>			
<b>Assignment &lt; 4 min</b>		<b>86%</b>	<b>88%</b>			

Notes: Call received, processed, and dispatched by Jeffcom. Self-initiated activity removed.

## Monthly Call Volume

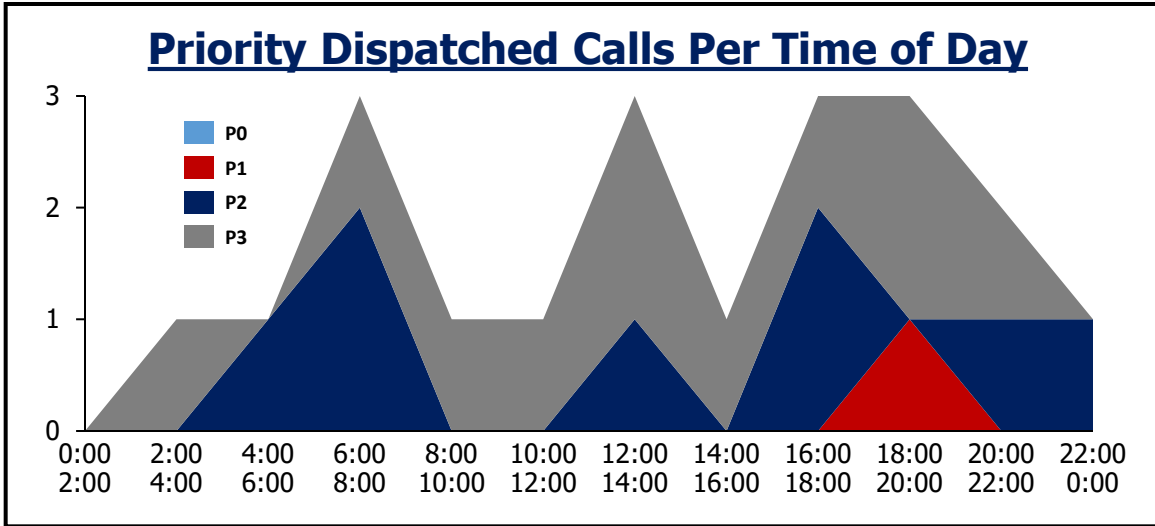


## Top Five Problem Natures





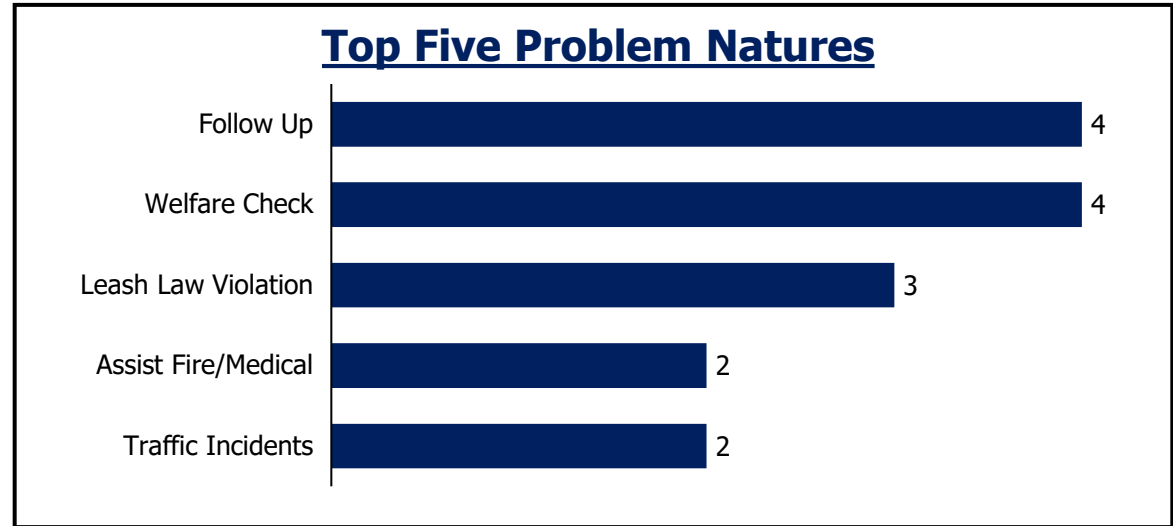
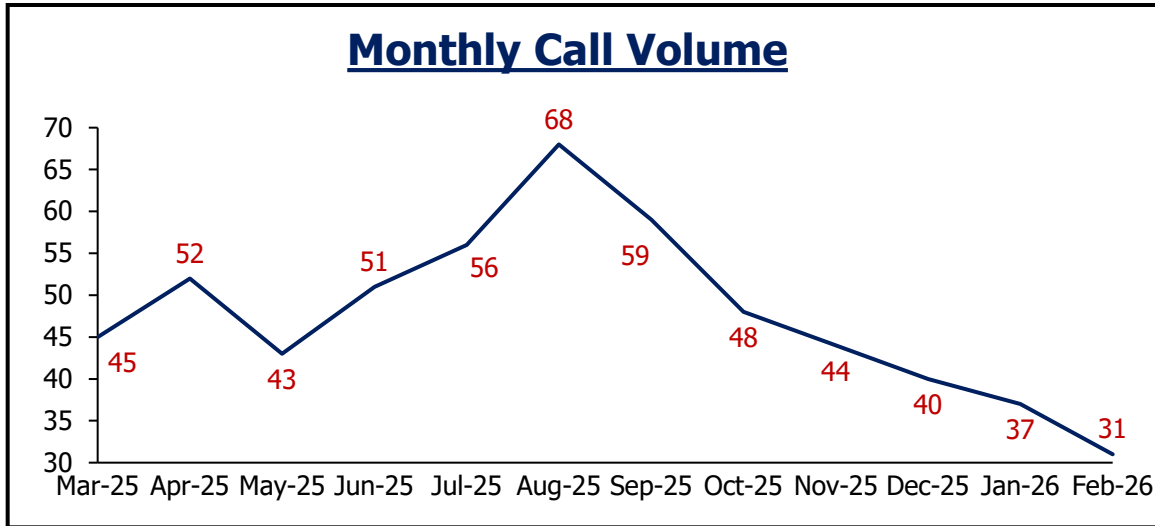
# Georgetown PD (CCSO Response)



### Daily Priority Call Volume and Entry to Assignment

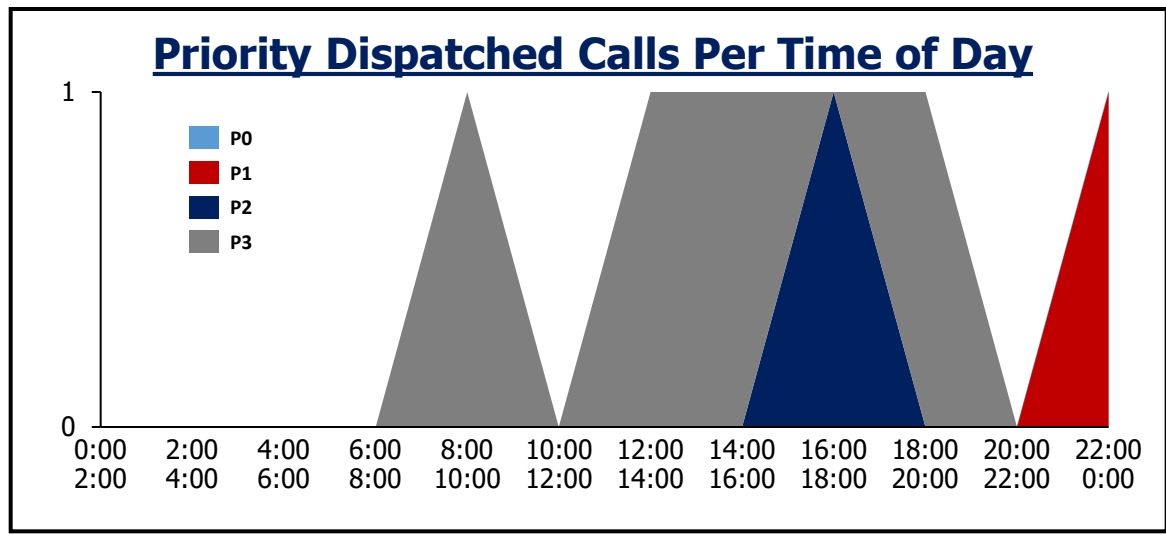
Day of Week	P0	P1	P2	P3	Total	Average
Sunday	0	1	1	0	2	1
Monday	0	0	0	0	0	0
Tuesday	0	0	3	3	6	2
Wednesday	0	0	1	1	2	1
Thursday	0	0	2	2	4	1
Friday	0	0	1	0	1	0
Saturday	0	0	0	5	5	1
<b>Assignment &lt;2 min</b>		<b>100%</b>	<b>38%</b>			
<b>Assignment &lt;4 min</b>		<b>100%</b>	<b>75%</b>			

**Notes:** Call received, processed, and dispatched by Jeffcom. Self-initiated activity removed.





# Empire PD



### Daily Priority Call Volume and Entry to Assignment

Day of Week	P0	P1	P2	P3	Total	Average
Sunday	0	0	0	0	0	0
Monday	0	0	0	1	1	0
Tuesday	0	1	1	1	3	1
Wednesday	0	0	0	0	0	0
Thursday	0	0	0	2	2	1
Friday	0	0	0	0	0	0
Saturday	0	0	0	0	0	0
<b>Assignment &lt;2 min</b>		<b>100%</b>	<b>0%</b>			
<b>Assignment &lt;4 min</b>		<b>100%</b>	<b>100%</b>			

Notes: Call received, processed, and dispatched by Jeffcom. Self-initiated activity removed.

